

Liver Detox - Phase I (Figure 1)				
SNP ID	SNP Name	Risk Allele	Your Alleles	Your Results
rs1048943	CYP1A1*2C A4889G	C	TT	-/-
rs1799814	CYP1A1*4 C2453A	T	GG	-/-
rs2472304	CYP1A2*1F	A	AG	+/-
rs762551	CYP1A2*1F C164A	C	AC	+/-
rs2069526	CYP1A2*1K -739T>G	G	TT	-/-
rs56276455	CYP1A2*3 D348N	A	GG	-/-
rs28399424	CYP1A2*6 R431W	T	CC	-/-
rs28936700	CYP1B1 10233C>T	T	CC	-/-
rs1056827	CYP1B1 A119S	A	CC	-/-
rs1056836	CYP1B1 L432V	C	CC	+/+
rs1800440	CYP1B1 N453S	T	TT	+/+
rs10012	CYP1B1 R48G	G	CG	+/-
rs9282671	CYP1B1 T241A	A	AA	+/+
rs5031016	CYP2A6 T1412C	G	AA	-/-
rs28399454	CYP2A6 V365M	T	CC	-/-
rs1801272	CYP2A6*2 A1799T	T	AA	-/-
rs35303484	CYP2B6 A136G	G	AA	-/-
rs34097093	CYP2B6 C1132T	T	CC	-/-
rs8192719	CYP2B6 C26570T	T	CT	+/-
rs28399499	CYP2B6 I328T	C	TT	-/-
rs3745274	CYP2B6 Q172H	T	GT	+/-
rs8192709	CYP2B6 R22C	T	CC	-/-
rs3211371	CYP2B6 R487C	T	CC	-/-
rs1042389	CYP2B6 T1421C	C	TT	-/-
rs36079186	CYP2B6 T20715C	C	TT	-/-
rs2279345	CYP2B6 T23499C	T	CT	+/-
rs3814637	CYP2C19 C1418T	T	CC	-/-
rs12767583	CYP2C19 C5709T	T	CT	+/-
rs4917623	CYP2C19 T106C	C	CT	+/-
rs4986894	CYP2C19 T98C	T	CT	+/-
rs12248560	CYP2C19*17 C806T	T	CC	-/-
rs4244285	CYP2C19*2 G681A	A	AG	+/-
rs17878459	CYP2C19*2B G276A	C	GG	-/-
rs4986893	CYP2C19*3 G636A	A	GG	-/-
rs28399504	CYP2C19*4 A5001G	G	AA	-/-
rs56337013	CYP2C19*5 C1297T	T	CC	-/-
rs72552267	CYP2C19*6 G395A	A	GG	-/-
rs72558186	CYP2C19*7 T24294A	A	TT	-/-
rs41291556	CYP2C19*8 T358C	C	TT	-/-
rs17884712	CYP2C19*9 G17784A	A	GG	-/-
rs3758581	CYP2C19_80161G>A(V331I) V331I	A	GG	-/-
rs1057909	CYP2C9 42612A>G	G	AA	-/-
rs4917639	CYP2C9 A6326C	C	AA	-/-

Liver Detox - Phase I (Figure 1)				
SNP ID	SNP Name	Risk Allele	Your Alleles	Your Results
rs4086116	CYP2C9 C334T	T	CC	-/-
rs10509680	CYP2C9 G2337T	T	GG	-/-
rs12572351	CYP2C9 G9806A	A	AG	+/-
rs4918758	CYP2C9 T1188C	C	CT	+/-
rs1934967	CYP2C9 T2674C	T	CC	-/-
rs28371685	CYP2C9*11 1003C>T	T	CC	-/-
rs9332239	CYP2C9*12 1465C>T	T	CC	-/-
rs1799853	CYP2C9*2 430C>T	T	CC	-/-
rs1057910	CYP2C9*3 1075A>C	C	AA	-/-
rs9332131	CYP2C9*6 818delA	D	II	-/-
rs7900194	CYP2C9*8 449G>A	A	GG	-/-
rs2256871	CYP2C9*9 752A>G	G	AA	-/-
rs1080983	CYP2D6 A1775G	T	CT	+/-
rs1058164	CYP2D6 C186G	C	CG	+/-
rs16947	CYP2D6 C2850T	A	AG	+/-
rs1081003	CYP2D6 C336T	A	GG	-/-
rs61736512	CYP2D6 G1659A	T	CC	-/-
rs28360521	CYP2D6 G2908A	T	CT	+/-
rs28371722	CYP2D6 G7754A	T	CC	-/-
rs1065852	CYP2D6 T100C	T	AG	-/-
rs28371699	CYP2D6 T130G	C	AA	-/-
rs59421388	CYP2D6 V287M	T	CC	-/-
rs5030865	CYP2D6*14 1758G>A	A	CC	-/-
rs28371706	CYP2D6*17 T107I	A	GG	-/-
rs1135840	CYP2D6*2 S486T	C	GG	-/-
rs3892097	CYP2D6*4 1846G>A	T	CT	+/-
rs28371725	CYP2D6*41 2988G>A	T	CC	-/-
rs5030867	CYP2D6*7 2935A>C	G	TT	-/-
rs2480256	CYP2E1 A46G	A	GG	-/-
rs915908	CYP2E1 G301A	A	GG	-/-
rs3813865	CYP2E1 G3378C	C	GG	-/-
rs8192775	CYP2E1 G625A	A	GG	-/-
rs1329149	CYP2E1 T766C	T	CC	-/-
rs8192772	CYP2E1 T8845C	C	TT	-/-
rs2070676	CYP2E1*1B G9896C	G	CC	-/-
rs55897648	CYP2E1*3 V389I	A	GG	-/-
rs6413419	CYP2E1*4 A4768G	A	GG	-/-
rs2070672	CYP2E1*7_-352A>G A352G	G	AA	-/-
rs6413420	CYP2E1*7_-71G>T G71T	T	GG	-/-
rs2031920	CYP2E1_-1055C>T G1055T	T	CC	-/-
rs2515641	CYP2E1_-10463T>C(F421F) F421F	T	CC	-/-
rs4646437	CYP3A4 C202T	A	GG	-/-
rs2246709	CYP3A4 T258C	G	AA	-/-

Liver Detox - Phase I (Figure 1)				
SNP ID	SNP Name	Risk Allele	Your Alleles	Your Results
rs12721627	CYP3A4*16 T185S	G	GG	+/+
rs28371759	CYP3A4*18 L293P	G	AA	-/-
rs2740574	CYP3A4*1B A392G	C	TT	-/-
rs55785340	CYP3A4*2 S222P	G	AA	-/-
rs4986910	CYP3A4*3 M445T	G	AA	-/-
rs55951658	CYP3A4*4 I118V	C	TT	-/-
rs55901263	CYP3A4*5 P218R	C	GG	-/-
rs3091339	CYP3A4*_11460A>G(K96E) K96E	C	TT	-/-
rs28365083	CYP3A5*2 C2899A	T	GG	-/-
rs776746	CYP3A5*3 G237A	A	CC	-/-
rs10264272	CYP3A5*6 G624A	T	CC	-/-
rs28383479	CYP3A5*9 G1009A	T	CC	-/-
rs1800730	HFE 193A>T	T	AA	-/-
rs662	PON1 Q192R	T	TT	+/+
rs2855262	SOD3 489 C>T	T	CT	+/-

Liver Detox - Phase II (Figure 1)				
SNP ID	SNP Name	Risk Allele	Your Alleles	Your Results
rs1049793	ABP1/DAO H664A	C	CC	+/+
rs1049742	ABP1/DAO S332P	T	CC	-/-
rs10156191	ABP1/DAO T16M	C	CT	+/-
rs3741049	ACAT1 G22670A	A	GG	-/-
rs4343	ACE G2328A	G	AA	-/-
rs244076	ADA A534G	G	TT	-/-
rs6031692	ADA C10783T	A	GG	-/-
rs447833	ADA G22021A	C	CT	+/-
rs73598374	ADA G22A	T	CC	-/-
rs4961	ADD1 G460W	T	GT	+/-
rs17028834	ADH1B A14973G	C	TT	-/-
rs6413413	ADH1B A178T	A	TT	-/-
rs1042026	ADH1B A19107G	C	TT	-/-
rs2066702	ADH1B A396C	A	GG	-/-
rs1353621	ADH1B A5998G	C	CT	+/-
rs1229983	ADH1B A7571G	C	TT	-/-
rs2075633	ADH1B A8575G	C	TT	-/-
rs1041969	ADH1B C8282A	T	GG	-/-
rs2066701	ADH1B C9160T	A	GG	-/-
rs1538311	ADK G509567T	T	GT	+/-
rs699	AGT M235T/C4072T	G	GG	+/+
rs819147	AHCY-01 G14905A	C	TT	-/-
rs4855873	AMT T5998G	C	CC	+/+
rs5128	APOC3 3u386	G	CC	-/-
rs4520	APOC3 G34G	T	CC	-/-
rs6875201	BHMT A7961G	G	AA	-/-
rs3733890	BHMT R239Q	A	AG	+/-
rs567754	BHMT-02 C13813T	T	CT	+/-
rs651852	BHMT-08 C6457T	T	CT	+/-
rs235756	BMP2 C282Y	G	AG	+/-
rs480575	CAT A12175G	G	AA	-/-
rs11032703	CAT C14185T	T	CC	-/-
rs2300181	CAT C21068T	T	CT	+/-
rs1049982	CAT T5070C	C	CC	+/+
rs737866	COMT/TXNRD2 A4251G	C	TT	-/-
rs2020917	COMT/TXNRD2 C4622T	T	CC	-/-
rs737865	COMT/TXNRD2 T4239C	G	AA	-/-
rs3741775	DAO A14747C	C	AC	+/-
rs3918347	DAO A24464G	G	AG	+/-
rs2070586	DAO G8864A	A	GG	-/-
rs1643649	DHFR A16352G	C	CT	+/-
rs1643659	DHFR A20965G	C	CT	+/-
rs1677693	DHFR C19483A	T	GT	+/-
rs1650697	DHFR/MSH T-473A	A	AG	+/-

Liver Detox - Phase II (Figure 1)				
SNP ID	SNP Name	Risk Allele	Your Alleles	Your Results
rs823162	DISC1 C14853T	C	CT	+/-
rs3738401	DISC1 R264Q	A	GG	-/-
rs479405	DMGDH G67591T	C	AC	+/-
rs532964	DMGDH T835C	A	AG	+/-
rs1018381	DTNBP1 C11202T	A	AG	+/-
rs2619522	DTNBP1 T14623G	C	AC	+/-
rs2071010	FOLR1 G-20A	A	GG	-/-
rs651933	FOLR2 G-1316A	A	AA	+/+
rs7925545	FOLR3 A3771G	G	AG	+/-
rs492602	FUT2 A12190G	G	AG	+/-
rs1047781	FUT2 A12404T	T	AA	-/-
rs281377	FUT2 C12376T	T	CC	-/-
rs601338	FUT2 G12447A	A	AG	+/-
rs602662	FUT2 G12758A	A	AG	+/-
rs1050757	G6PD A*357G	T	TT	+/+
rs2230037	G6PD C1311T	A	GG	-/-
rs1050829	G6PD G6PD-A(+)	C	TT	-/-
rs1050828	G6PD G6PD-A(-)	T	CC	-/-
rs5030868	G6PD G6PD-Mediterran	A	GG	-/-
rs72554664	G6PD R493H	T	CC	-/-
rs2241165	GAD1 C10180T	C	CC	+/+
rs3828275	GAD1 C14541T	T	CC	-/-
rs12185692	GAD1 C2627A	A	CC	-/-
rs701492	GAD1 C34281T	T	CT	+/-
rs769407	GAD1 G25509C	C	CG	+/-
rs3791850	GAD1 G39901A	A	AG	+/-
rs3791878	GAD1 G3992T	T	GG	-/-
rs3749034	GAD1 G5276A	A	AA	+/+
rs2058725	GAD1 T21922C	C	CT	+/-
rs3791851	GAD1 T30473C	C	CT	+/-
rs17851582	GAMT C9110T	A	GG	-/-
rs55776826	GAMT G7497A	T	CC	-/-
rs4817579	GART A9979G	T	CC	-/-
rs3780127	GGH C15472T	A	GG	-/-
rs1031552	GGH C23421T	A	GG	-/-
rs3780126	GGH C6699T	A	GG	-/-
rs4617146	GGH G13894A	T	CC	-/-
rs11786893	GGH G174A	T	CC	-/-
rs11545077	GGH G91A	T	CT	+/-
rs6519519	GGT1 C17146T	T	CT	+/-
rs5751901	GGT1 T17549C	T	CT	+/-
rs2551715	GSR A43851G	C	CC	+/+
rs2273684	GSS A18836C	T	TT	+/+
rs6088659	GSS A5997G	T	CT	+/-

Liver Detox - Phase II (Figure 1)				
SNP ID	SNP Name	Risk Allele	Your Alleles	Your Results
rs28936396	GSS C373T	A	GG	-/-
rs6060124	GSS G11705T	A	AC	+/-
rs1056806	GSTM1 7730C>T	T	CC	-/-
rs7483	GSTM3 V224I	T	CT	+/-
rs1138272	GSTP1 A114V	T	CT	+/-
rs1695	GSTP1 I105V	G	AG	+/-
rs2073440	HDC A1932C	G	TT	-/-
rs854158	HDC T10086C	G	AG	+/-
rs16963486	HDC T1657C	G	AA	-/-
rs2794719	HFE 6382T>G	G	GT	+/-
rs2071303	HFE 8828T>C	C	CT	+/-
rs1800562	HFE C282Y	A	GG	-/-
rs1799945	HFE H63D	G	CG	+/-
rs1378321	HNMT A47507G	G	AG	+/-
rs1050891	HNMT T939C	G	AG	+/-
rs901865	HRH1 T-17C	T	CT	+/-
rs11662595	HRH4 A617G	G	AA	-/-
rs11665084	HRH4 C413T	T	CC	-/-
rs4800573	HRH4 G*2144A	A	GG	-/-
rs16940765	HRH4 T3537649C	C	TT	-/-
rs7997012	HTR2A T64185C	G	AG	+/-
rs35099072	IDO1 G344A	A	GG	-/-
rs2993763	MAT1A C1131T	A	AG	+/-
rs4934028	MAT1A C15656T	A	AG	+/-
rs1985908	MAT1A T*1297C	G	AA	-/-
rs4869089	MAT2B A7755681G	G	AA	-/-
rs7134594	MMAB G16110A	C	TT	-/-
rs12314392	MMAB/MVK A-818G	A	AG	+/-
rs2071409	MPO A15067C	G	GT	+/-
rs28730837	MPO C7900T	A	GG	-/-
rs1076991	MTHFD1 C105T	C	TT	-/-
rs2236225	MTHFD1 R635Q	A	GG	-/-
rs803422	MTHFD1L A33780G	A	GG	-/-
rs11754661	MTHFD1L G25264A	A	GG	-/-
rs6922269	MTHFD1L G71171A	A	GG	-/-
rs17349743	MTHFD1L T31397C	C	CT	+/-
rs1667627	MTHFD2 C8503T	C	CT	+/-
rs6495446	MTHFS - ST20 MTHFS G39646A	C	CC	+/+
rs2733103	MTHFS - ST20 MTHFS G56057A	T	CT	+/-
rs4986782	NAT1 R187Q	A	GG	-/-
rs1041983	NAT2 C282T	T	CC	-/-
rs1799929	NAT2 C481T	T	CT	+/-



Liver Detox - Phase II (Figure 1)				
SNP ID	SNP Name	Risk Allele	Your Alleles	Your Results
rs1801279	NAT2 G191A	A	GG	-/-
rs1799931	NAT2 G286E	A	GG	-/-
rs1801280	NAT2 I114T	C	CT	+/-
rs1208	NAT2 K268R	A	GG	-/-
rs1799930	NAT2 R197Q	A	GG	-/-
rs1805158	NAT2 R64W	T	CC	-/-
rs10517	NQO1 C494+	A	GG	-/-
rs1800566	NQO1 C609T	A	AA	+/+
rs689452	NQO1 G13070C	C	GG	-/-
rs689453	NQO1 G13161A	T	CC	-/-
rs34755915	NQO1 G13528A	T	CC	-/-
rs2917669	NQO1 T6314C	A	GG	-/-
rs1437135	NQO1 T7706C	G	GG	+/+
rs6994992	NRG1 C3314T	T	CT	+/-
rs4564560	SLC6A2 A40223G	G	AA	-/-
rs5568	SLC6A2 A45583C	C	AC	+/-
rs3785143	SLC6A2 C10565T	T	CC	-/-
rs36020	SLC6A2 C28547T	T	CC	-/-
rs10521329	SLC6A2 C35917A	A	AC	+/-
rs11568324	SLC6A2 C41517T	T	CC	-/-
rs3785157	SLC6A2 C45295T	T	CT	+/-
rs36009	SLC6A2 C48079T	T	CC	-/-
rs2242447	SLC6A2 C51371T	C	CT	+/-
rs2242446	SLC6A2 C5884T	C	TT	-/-
rs1532701	SLC6A2 G13486A	G	AA	-/-
rs40147	SLC6A2 G32299A	A	GG	-/-
rs1566652	SLC6A2 G47034T	T	GG	-/-
rs3785152	SLC6A2 T32009C	T	CC	-/-
rs5558	SLC6A2 T49018G	G	TT	-/-
rs6347	SLC6A3 A39132G	C	CT	+/-
rs2617605	SLC6A3 A8023G	C	TT	-/-
rs460000	SLC6A3 C17719T	T	GT	+/-
rs11564771	SLC6A3 C51747T	A	GG	-/-
rs6350	SLC6A3 C7345T	A	GG	-/-
rs27048	SLC6A3 G37899A	C	CT	+/-
rs6869645	SLC6A3 G45996T	T	CC	-/-
rs11133767	SLC6A3 G48964A	T	CT	+/-
rs40184	SLC6A3 G55467A	T	TT	+/+
rs27072	SLC6A3 G56022A	C	CT	+/-
rs403636	SLC6A3 T12190G	A	AC	+/-
rs464049	SLC6A3 T26639C	A	AG	+/-
rs1042098	SLC6A3 T55729C	G	AG	+/-
rs10174540	SPR 7413A>G	A	GG	-/-
rs1042157	SULT1A1 C*85G	A	GG	-/-

Liver Detox - Phase II (Figure 1)				
SNP ID	SNP Name	Risk Allele	Your Alleles	Your Results
rs1470874	SULT1C3 A108878711G	A	GG	-/-
rs13392744	SULT1C3 C13545841T	T	CC	-/-
rs2219078	SULT1C3 G535A	A	GG	-/-
rs6722745	SULT1C3 M194T	T	TT	+/+
rs296366	SULT2A1 A20117G	T	CT	+/-
rs11083907	SULT2A1 C90C	A	GG	-/-
rs4149452	SULT2A1 G17136A	T	CC	-/-
rs11569679	SULT2A1 G781A	T	CC	-/-
rs2547231	SULT2A1 G9598T	A	AC	+/-
rs4149449	SULT2A1 G9696A	T	CT	+/-
rs887829	UGT1A1 C175181T	T	CT	+/-
rs4148325	UGT1A1 C179920T	T	CT	+/-
rs6742078	UGT1A1 G179250T	T	GT	+/-
rs62625011	UGT1A1 G182349A	A	GG	-/-
rs4148323	UGT1A1 G211A	A	GG	-/-
rs72551351	UGT1A1 G354A	G	AA	-/-
rs72551341	UGT1A1 L175G	A	TT	-/-
rs4148301	UGT2A2, UGT2A1 G308R	T	CC	-/-
rs1544410	VDR VDR:BsmI	T	CC	-/-



Yeast/Alcohol Metabolism (Figure 2)				
SNP ID	SNP Name	Risk Allele	Your Alleles	Your Results
rs17028834	ADH1B A14973G	C	TT	-/-
rs6413413	ADH1B A178T	A	TT	-/-
rs1042026	ADH1B A19107G	C	TT	-/-
rs2066702	ADH1B A396C	A	GG	-/-
rs1353621	ADH1B A5998G	C	CT	+/-
rs1229983	ADH1B A7571G	C	TT	-/-
rs2075633	ADH1B A8575G	C	TT	-/-
rs1041969	ADH1B C8282A	T	GG	-/-
rs2066701	ADH1B C9160T	A	GG	-/-
rs4648328	ALDH2 C23443T	T	CC	-/-
rs4646778	ALDH2 C36438A	A	CC	-/-
rs16941667	ALDH2 C45068T	T	CC	-/-
rs671	ALDH2 G1369A	A	GG	-/-
rs2238151	ALDH2 T12488C	T	CT	+/-
rs441	ALDH2 T29504C	G	TT	-/-
rs968529	ALDH2 T35023C	T	CC	-/-
rs72547575	ALDH3A2 A1157G	G	AA	-/-
rs72547566	ALDH3A2 C13996T	T	CC	-/-
rs72547564	ALDH3A2 G641A	A	GG	-/-

Methylation & Methionine/Homocysteine Pathways (Figure 3)				
SNP ID	SNP Name	Risk Allele	Your Alleles	Your Results
rs819147	AHCY-01 G14905A	C	TT	-/-
rs72547575	ALDH3A2 A1157G	G	AA	-/-
rs72547566	ALDH3A2 C13996T	T	CC	-/-
rs72547564	ALDH3A2 G641A	A	GG	-/-
rs6875201	BHMT A7961G	G	AA	-/-
rs3733890	BHMT R239Q	A	AG	+/-
rs567754	BHMT-02 C13813T	T	CT	+/-
rs651852	BHMT-08 C6457T	T	CT	+/-
rs2851391	CBS A13637G	T	TT	+/+
rs1801181	CBS A360A	A	GG	-/-
rs706209	CBS C*351T	A	GG	-/-
rs4920037	CBS C19150T	A	AG	+/-
rs234706	CBS C699T	A	AG	+/-
rs12613	CBS G*299A	T	CC	-/-
rs706208	CBS T*330C	G	AA	-/-
rs1145920	CTH A11886G	A	GG	-/-
rs515064	CTH A32114G	G	AA	-/-
rs663649	CTH G25229T	T	GG	-/-
rs10889869	CTH G6010A	A	GG	-/-
rs1021737	CTH S4031I	T	GT	+/-
rs12723350	CTH T16147C	C	TT	-/-
rs681475	CTH T8763C	T	CC	-/-
rs1643649	DHFR A16352G	C	CT	+/-
rs1643659	DHFR A20965G	C	CT	+/-
rs1677693	DHFR C19483A	T	GT	+/-
rs1650697	DHFR/MSH T-473A	A	AG	+/-
rs479405	DMGDH G67591T	C	AC	+/-
rs532964	DMGDH T835C	A	AG	+/-
rs2071010	FOLR1 G-20A	A	GG	-/-
rs651933	FOLR2 G-1316A	A	AA	+/+
rs7925545	FOLR3 A3771G	G	AG	+/-
rs17851582	GAMT C9110T	A	GG	-/-
rs55776826	GAMT G7497A	T	CC	-/-
rs2273684	GSS A18836C	T	TT	+/+
rs6088659	GSS A5997G	T	CT	+/-
rs28936396	GSS C373T	A	GG	-/-
rs6060124	GSS G11705T	A	AC	+/-
rs2993763	MAT1A C1131T	A	AG	+/-
rs4934028	MAT1A C15656T	A	AG	+/-
rs1985908	MAT1A T*1297C	G	AA	-/-
rs4869089	MAT2B A7755681G	G	AA	-/-
rs1076991	MTHFD1 C105T	C	TT	-/-
rs2236225	MTHFD1 R635Q	A	GG	-/-
rs803422	MTHFD1L A33780G	A	GG	-/-

This report is intended to translate your results into an easier to understand form. It is not intended to diagnose or treat. For diagnosis or treatment, please present this to your doctor (or find a doctor on [www.MTHFRsupport.com](http://www.MTHFRsupport.com) under "Find a Practitioner"). Additionally, genetic mutations are flags that something "could" be wrong and not a guarantee that you are having all or any of the associated issues. Other factors like environment, ethnic background, diet, age, personal history, etc all have a factor in whether a mutation starts to present itself or not and when. Copyright 2011-2016 MTHFR Support LLC

Methylation & Methionine/Homocysteine Pathways (Figure 3)				
SNP ID	SNP Name	Risk Allele	Your Alleles	Your Results
rs11754661	MTHFD1L G25264A	A	GG	-/-
rs6922269	MTHFD1L G71171A	A	GG	-/-
rs17349743	MTHFD1L T31397C	C	CT	+/-
rs1667627	MTHFD2 C8503T	C	CT	+/-
rs2066470	MTHFR 03 P39P	A	GG	-/-
rs4846049	MTHFR A*372C	T	GT	+/-
rs1801131	MTHFR A1298C	G	GT	+/-
rs17367504	MTHFR A1572G	G	AG	+/-
rs3737964	MTHFR A4117C	T	CC	-/-
rs13306560	MTHFR C-137T	T	CT	+/-
rs17037390	MTHFR C10318T	A	AG	+/-
rs4846048	MTHFR C24909T	G	AG	+/-
rs1801133	MTHFR C677T	A	GG	-/-
rs2274976	MTHFR G1793A (R594Q)	T	CC	-/-
rs1476413	MTHFR G18861A	T	CC	-/-
rs6495446	MTHFS - ST20 MTHFS G39646A	C	CC	+/+
rs2733103	MTHFS - ST20 MTHFS G56057A	T	CT	+/-
rs11799670	MTR A*153G	G	AA	-/-
rs1805087	MTR A2756G	G	AG	+/-
rs2789352	MTR A50417C	A	CC	-/-
rs10925250	MTR A68550G	G	AG	+/-
rs10925257	MTR A92580G	G	AG	+/-
rs2275568	MTR C62048T	T	CT	+/-
rs3820571	MTR G106853T	G	TT	-/-
rs12060264	MTR G34783A	A	AG	+/-
rs12060570	MTR G35489C	G	CG	+/-
rs3768142	MTR G74984T	G	TT	-/-
rs2275566	MTR G94982A	G	AA	-/-
rs2275565	MTR G95096T	T	GT	+/-
rs10925235	MTR T9195C	T	CC	-/-
rs1802059	MTRR -11 A664A	A	GG	-/-
rs3815743	MTRR A22893G	G	AA	-/-
rs1801394	MTRR A66G	G	AG	+/-
rs10064631	MTRR C1078G	G	CC	-/-
rs3776455	MTRR C32295T	T	CT	+/-
rs1532268	MTRR C524T	T	CC	-/-
rs9332	MTRR G*541A	A	GG	-/-
rs2287779	MTRR G1155A	A	GG	-/-
rs3776467	MTRR G12099A	G	AG	+/-
rs7703033	MTRR G15734A	A	AG	+/-
rs162036	MTRR K350A	G	AA	-/-
rs8659	MTRR T*662A	A	AT	+/-

Methylation & Methionine/Homocysteine Pathways (Figure 3)				
SNP ID	SNP Name	Risk Allele	Your Alleles	Your Results
rs326121	MTRR T12072C	C	TT	-/-
rs162031	MTRR T16071C	T	CT	+/-
rs6458690	MUT T24234C	G	AG	+/-
rs7298903	NOS1 A57373G	C	CT	+/-
rs2293054	NOS1 T2202C	A	AG	+/-
rs2297518	NOS2 C1823T	A	GG	-/-
rs2248814	NOS2 T32235C	A	GG	-/-
rs2274894	NOS2 T836165G	T	GG	-/-
rs1800783	NOS3 A6251T	T	AA	-/-
rs3918188	NOS3 C19635T	A	CC	-/-
rs1800779	NOS3 G6797A	A	GG	-/-
rs7946	PEMT G634A	T	CT	+/-
rs4646406	PEMT T17020543A	A	TT	-/-
rs4244593	PEMT T17023592G	T	TT	+/+
rs1042157	SULT1A1 C*85G	A	GG	-/-
rs1470874	SULT1C3 A108878711G	A	GG	-/-
rs13392744	SULT1C3 C13545841T	T	CC	-/-
rs2219078	SULT1C3 G535A	A	GG	-/-
rs6722745	SULT1C3 M194T	T	TT	+/+
rs296366	SULT2A1 A20117G	T	CT	+/-
rs11083907	SULT2A1 C90C	A	GG	-/-
rs4149452	SULT2A1 G17136A	T	CC	-/-
rs11569679	SULT2A1 G781A	T	CC	-/-
rs2547231	SULT2A1 G9598T	A	AC	+/-
rs4149449	SULT2A1 G9696A	T	CT	+/-
rs526934	TCN1 G4939288A	G	AA	-/-
rs9606756	TCN2 A8700G	G	AA	-/-
rs1801198	TCN2 C766G	G	CC	-/-

Trans-Sulfuration Pathway (Figure 4)				
SNP ID	SNP Name	Risk Allele	Your Alleles	Your Results
rs2851391	CBS A13637G	T	TT	+/+
rs1801181	CBS A360A	A	GG	-/-
rs706209	CBS C*351T	A	GG	-/-
rs4920037	CBS C19150T	A	AG	+/-
rs234706	CBS C699T	A	AG	+/-
rs12613	CBS G*299A	T	CC	-/-
rs706208	CBS T*330C	G	AA	-/-
rs1145920	CTH A11886G	A	GG	-/-
rs515064	CTH A32114G	G	AA	-/-
rs663649	CTH G25229T	T	GG	-/-
rs10889869	CTH G6010A	A	GG	-/-
rs1021737	CTH S4031I	T	GT	+/-
rs12723350	CTH T16147C	C	TT	-/-
rs681475	CTH T8763C	T	CC	-/-
rs2273684	GSS A18836C	T	TT	+/+
rs6088659	GSS A5997G	T	CT	+/-
rs28936396	GSS C373T	A	GG	-/-
rs6060124	GSS G11705T	A	AC	+/-
rs6495446	MTHFS - ST20 MTHFS G39646A	C	CC	+/+
rs2733103	MTHFS - ST20 MTHFS G56057A	T	CT	+/-
rs6458690	MUT T24234C	G	AG	+/-
rs1042157	SULT1A1 C*85G	A	GG	-/-
rs1470874	SULT1C3 A108878711G	A	GG	-/-
rs13392744	SULT1C3 C13545841T	T	CC	-/-
rs2219078	SULT1C3 G535A	A	GG	-/-
rs6722745	SULT1C3 M194T	T	TT	+/+
rs296366	SULT2A1 A20117G	T	CT	+/-
rs11083907	SULT2A1 C90C	A	GG	-/-
rs4149452	SULT2A1 G17136A	T	CC	-/-
rs11569679	SULT2A1 G781A	T	CC	-/-
rs2547231	SULT2A1 G9598T	A	AC	+/-
rs4149449	SULT2A1 G9696A	T	CT	+/-
rs705703	SUOX C5444T	T	CC	-/-

Neurotransmitter Pathway: Serotonin & Dopamine (Figure 5)				
SNP ID	SNP Name	Risk Allele	Your Alleles	Your Results
rs11077820	AANAT C10236T	T	TT	+/+
rs4648328	ALDH2 C23443T	T	CC	-/-
rs4646778	ALDH2 C36438A	A	CC	-/-
rs16941667	ALDH2 C45068T	T	CC	-/-
rs671	ALDH2 G1369A	A	GG	-/-
rs2238151	ALDH2 T12488C	T	CT	+/-
rs441	ALDH2 T29504C	G	TT	-/-
rs968529	ALDH2 T35023C	T	CC	-/-
rs72547575	ALDH3A2 A1157G	G	AA	-/-
rs72547566	ALDH3A2 C13996T	T	CC	-/-
rs72547564	ALDH3A2 G641A	A	GG	-/-
rs11599164	ANK3 C666301A	T	GG	-/-
rs10994336	ANK3 G318473A	T	CC	-/-
rs9804190	ANK3 G658454A	T	CC	-/-
rs1938526	ANK3 T197902C	G	AA	-/-
rs10761482	ANK3 T62085337C	C	CT	+/-
rs1800497	ANKK1 E713K	A	GG	-/-
rs11604671	ANKK1 G318R	A	GG	-/-
rs216013	CACNA1C A2729632G	G	AA	-/-
rs2159100	CACNA1C C271442T	T	CC	-/-
rs1006737	CACNA1C G115699A	A	GG	-/-
rs2302729	CACNA1C T709021C	T	CT	+/-
rs769224	COMT -61 P199P	A	GG	-/-
rs2239393	COMT A 26166G	G	AG	+/-
rs6269	COMT A-1324G	G	AG	+/-
rs174675	COMT A309G	T	CC	-/-
rs1544325	COMT A7406G	A	AA	+/+
rs4646316	COMT C27870T	G	CT	-/-
rs174696	COMT C28914T	C	TT	-/-
rs174699	COMT C30196T	C	TT	-/-
rs9332377	COMT C31430T	T	CC	-/-
rs165599	COMT G*522A	G	AA	-/-
rs165774	COMT G28299A	A	AG	+/-
rs4633	COMT H62H	T	CT	+/-
rs5993883	COMT T13376G	G	TT	-/-
rs4646312	COMT T24075C	C	CT	+/-
rs740601	COMT T26501G	T	GT	+/-
rs4680	COMT V158M	A	AG	+/-
rs1611115	DBH	T	CC	-/-
rs77905	DBH A1410G	A	AG	+/-
rs1108580	DBH A486G	A	GG	-/-
rs1108581	DBH A8757G	G	AA	-/-
rs1611123	DBH C12599T	T	TT	+/+
rs1611125	DBH C12828T	C	TT	-/-



Neurotransmitter Pathway: Serotonin & Dopamine (Figure 5)				
SNP ID	SNP Name	Risk Allele	Your Alleles	Your Results
rs2283123	DBH C18813T	C	CC	+/+
rs5324	DBH G12174A	A	GG	-/-
rs1541332	DBH G15032A	G	GG	+/+
rs4531	DBH G952T	T	GG	-/-
rs2519152	DBH T13150C	C	CC	+/+
rs2519154	DBH T15791C	C	TT	-/-
rs2797853	DBH T16031C	T	CT	+/-
rs2097628	DBH T2145C	G	AG	+/-
rs2007153	DBH T7335C	C	CC	+/+
rs2519155	DBH T8114C	C	CC	+/+
rs2873804	DBH T9160C	C	CC	+/+
rs921451	DDC A14870G	T	TT	+/+
rs10499695	DDC A19551G	C	CC	+/+
rs6263	DDC A415G	C	TT	-/-
rs1451371	DDC A85104G	T	CT	+/-
rs1470750	DDC C166017G	C	CG	+/-
rs3735273	DDC C186233T	C	CC	+/+
rs2242041	DDC G108706C	G	CC	-/-
rs11575542	DDC G1385A	T	CC	-/-
rs1451375	DDC G15443T	A	CC	-/-
rs998850	DDC G196757C	C	CC	+/+
rs3829897	DDC G219133T	G	GG	+/+
rs2167364	DDC T155196C	C	CT	+/-
rs732215	DDC T94092G	C	AC	+/-
rs1643649	DHFR A16352G	C	CT	+/-
rs1643659	DHFR A20965G	C	CT	+/-
rs1677693	DHFR C19483A	T	GT	+/-
rs1650697	DHFR/MSH T-473A	A	AG	+/-
rs686	DRD1 C7464T	A	AG	+/-
rs5326	DRD1 G5968A	T	CC	-/-
rs4532	DRD1 G6014A	T	CT	+/-
rs265981	DRD1 T5262C	G	AG	+/-
rs4936270	DRD2 A32594G	C	CC	+/+
rs4245146	DRD2 A33029G	T	TT	+/+
rs4648318	DRD2 A37613G	C	CT	+/-
rs1799978	DRD2 A4651G	C	TT	-/-
rs1125394	DRD2 A53817G	C	TT	-/-
rs1079727	DRD2 A61820G	T	TT	+/+
rs2440390	DRD2 A64124G	T	CT	+/-
rs4938019	DRD2 A9611G	C	TT	-/-
rs4648317	DRD2 C19470T	A	GG	-/-
rs4274224	DRD2 C31550T	G	GG	+/+
rs17529477	DRD2 C33935T	A	AG	+/-
rs4648319	DRD2 C36639T	A	GG	-/-

Neurotransmitter Pathway: Serotonin & Dopamine (Figure 5)				
SNP ID	SNP Name	Risk Allele	Your Alleles	Your Results
rs4620755	DRD2 C41383T	A	AG	+/-
rs2242592	DRD2 C71572T	G	GG	+/+
rs2234689	DRD2 C72519G	G	GG	+/+
rs6277	DRD2 C957T	G	GG	+/+
rs4581480	DRD2 G26528A	C	TT	-/-
rs11214606	DRD2 G41133A	T	CC	-/-
rs4436578	DRD2 G44237A	C	CT	+/-
rs2471857	DRD2 G52663A	T	CC	-/-
rs1079596	DRD2 G54383A	T	CC	-/-
rs1079597	DRD2 G54716A	T	CC	-/-
rs2283265	DRD2 G65466T	C	CC	+/+
rs1076560	DRD2 G67314T	A	CC	-/-
rs7131056	DRD2 T21228G	A	CC	-/-
rs12364283	DRD2 T4047C	G	AA	-/-
rs1076563	DRD2 T55093G	C	AC	+/-
rs2734838	DRD2 T64501C	G	AG	+/-
rs167771	DRD3 C26625T	G	AG	+/-
rs963468	DRD3 C40013T	A	AG	+/-
rs10934256	DRD3 G17248T	A	CC	-/-
rs6280	DRD3 G25A	T	CT	+/-
rs9824856	DRD3 G50169T	C	AA	-/-
rs1486009	DRD3 T14368C	G	AG	+/-
rs324029	DRD3 T21277C	A	AG	+/-
rs2630351	DRD3 T27841C	A	GG	-/-
rs2630349	DRD3 T29528C	A	GG	-/-
rs3773678	DRD3 T32822C	A	GG	-/-
rs9288993	DRD3 T43727C	G	AA	-/-
rs916457	DRD4 C4710T	T	CC	-/-
rs11246226	DRD4 C8887A	A	AA	+/+
rs3758653	DRD4 T4095C	C	TT	-/-
rs1800443	DRD4 T581G	G	TT	-/-
rs2878169	GCH1	T	GG	-/-
rs3783642	GCH1 A14340G	C	CT	+/-
rs3783641	GCH1 A14404T	A	AT	+/-
rs12147422	GCH1 A30528G	C	TT	-/-
rs4411417	GCH1 A53980G	C	CT	+/-
rs8017210	GCH1 C12707T	A	AG	+/-
rs7147286	GCH1 C15878T	A	AG	+/-
rs8007267	GCH1 C36378991T	T	CT	+/-
rs7492600	GCH1 C37668A	T	GG	-/-
rs998259	GCH1 G19512A	T	CT	+/-
rs3783637	GCH1 G26425A	T	CC	-/-
rs10483639	GCH1 G55306457C	C	CG	+/-
rs752688	GCH1 G62974A	T	CT	+/-

Neurotransmitter Pathway: Serotonin & Dopamine (Figure 5)				
SNP ID	SNP Name	Risk Allele	Your Alleles	Your Results
rs5906883	MAOA A16535C	A	AA	+/+
rs2235186	MAOA A85020G	A	AA	+/+
rs909525	MAOA C42794T	C	CC	+/+
rs5953210	MAOA G3638A	G	GG	+/+
rs6323	MAOA R297R/G492T/T941G	T	GG	-/-
rs1137070	MAOA T1011C/1460C	C	TT	-/-
rs2072743	MAOA T89113C	C	TT	-/-
rs7298903	NOS1 A57373G	C	CT	+/-
rs2293054	NOS1 T2202C	A	AG	+/-
rs2297518	NOS2 C1823T	A	GG	-/-
rs2248814	NOS2 T32235C	A	GG	-/-
rs2274894	NOS2 T836165G	T	GG	-/-
rs1800783	NOS3 A6251T	T	AA	-/-
rs3918188	NOS3 C19635T	A	CC	-/-
rs1800779	NOS3 G6797A	A	GG	-/-
i4000474	PAH A259T	T	CC	-/-
rs62507347	PAH A27743C	C	TT	-/-
rs5030853	PAH A300S	A	CC	-/-
rs5030857	PAH A403V	A	GG	-/-
rs3817446	PAH A55562G	C	CT	+/-
rs1522305	PAH C35625G	G	CG	+/-
rs1718301	PAH C45188T	A	AG	+/-
rs1522296	PAH C5594T	A	AG	+/-
rs2245360	PAH C81837T	A	AG	+/-
i4000478	PAH E280K	T	CC	-/-
i3003403	PAH E390G	C	TT	-/-
i4000475	PAH F299C	C	AA	-/-
i4000470	PAH F39L	C	GG	-/-
rs1801153	PAH G*187A	T	CC	-/-
rs772897	PAH G1155C	G	CC	-/-
i4000467	PAH G272X	A	CC	-/-
rs1042503	PAH G735A	T	CT	+/-
rs5030849	PAH G782A	T	CC	-/-
i4000472	PAH I65T	G	AA	-/-
rs5030855	PAH IVS10-11G>A	T	CC	-/-
rs5030861	PAH IVS12+1G>A	T	CC	-/-
rs5030852	PAH IVS7+1G>A	T	CC	-/-
i4000476	PAH L348V	C	GG	-/-
rs5030841	PAH L48S	G	AA	-/-
i3003401	PAH P281L	A	GG	-/-
i4000473	PAH R111X	A	GG	-/-
i3003397	PAH R158Q	T	CC	-/-
i4000481	PAH R243Q	T	CC	-/-
i3003398	PAH R243X	A	GG	-/-

Neurotransmitter Pathway: Serotonin & Dopamine (Figure 5)				
SNP ID	SNP Name	Risk Allele	Your Alleles	Your Results
i3003399	PAH R252W	A	GG	-/-
i3003400	PAH R261X	A	GG	-/-
i3003404	PAH R408Q	T	CC	-/-
rs5030858	PAH R408W	A	GG	-/-
rs28934899	PAH R413P	G	CC	-/-
rs1522307	PAH T17864C	G	AG	+/-
rs11111419	PAH T31338A	T	AT	+/-
rs10778209	PAH T32409C	A	AG	+/-
i4000479	PAH Y356X	C	GG	-/-
i3003405	PAH Y414C	C	TT	-/-
rs7946	PEMT G634A	T	CT	+/-
rs4646406	PEMT T17020543A	A	TT	-/-
rs4244593	PEMT T17023592G	T	TT	+/+
rs5638	PNMT A456G	G	AA	-/-
rs876493	PNMT G-184A	A	AA	+/+
rs4564560	SLC6A2 A40223G	G	AA	-/-
rs5568	SLC6A2 A45583C	C	AC	+/-
rs3785143	SLC6A2 C10565T	T	CC	-/-
rs36020	SLC6A2 C28547T	T	CC	-/-
rs10521329	SLC6A2 C35917A	A	AC	+/-
rs11568324	SLC6A2 C41517T	T	CC	-/-
rs3785157	SLC6A2 C45295T	T	CT	+/-
rs36009	SLC6A2 C48079T	T	CC	-/-
rs2242447	SLC6A2 C51371T	C	CT	+/-
rs2242446	SLC6A2 C5884T	C	TT	-/-
rs1532701	SLC6A2 G13486A	G	AA	-/-
rs40147	SLC6A2 G32299A	A	GG	-/-
rs1566652	SLC6A2 G47034T	T	GG	-/-
rs3785152	SLC6A2 T32009C	T	CC	-/-
rs5558	SLC6A2 T49018G	G	TT	-/-
rs6347	SLC6A3 A39132G	C	CT	+/-
rs2617605	SLC6A3 A8023G	C	TT	-/-
rs460000	SLC6A3 C17719T	T	GT	+/-
rs11564771	SLC6A3 C51747T	A	GG	-/-
rs6350	SLC6A3 C7345T	A	GG	-/-
rs27048	SLC6A3 G37899A	C	CT	+/-
rs6869645	SLC6A3 G45996T	T	CC	-/-
rs11133767	SLC6A3 G48964A	T	CT	+/-
rs40184	SLC6A3 G55467A	T	TT	+/+
rs27072	SLC6A3 G56022A	C	CT	+/-
rs403636	SLC6A3 T12190G	A	AC	+/-
rs464049	SLC6A3 T26639C	A	AG	+/-
rs1042098	SLC6A3 T55729C	G	AG	+/-
rs28934581	TH A733C	G	TT	-/-

**Neurotransmitter Pathway: Serotonin & Dopamine (Figure 5)**

SNP ID	SNP Name	Risk Allele	Your Alleles	Your Results
rs28934580	TH G1010A/R337H	T	CC	-/-
rs2070762	TH T1090C	C	AG	-/-
rs6356	TH V112M	T	CC	-/-

Neurotransmitter Pathway: Glutamate & GABA (Figure 6)				
SNP ID	SNP Name	Risk Allele	Your Alleles	Your Results
rs2241165	GAD1 C10180T	C	CC	+/+
rs3828275	GAD1 C14541T	T	CC	-/-
rs12185692	GAD1 C2627A	A	CC	-/-
rs701492	GAD1 C34281T	T	CT	+/-
rs769407	GAD1 G25509C	C	CG	+/-
rs3791850	GAD1 G39901A	A	AG	+/-
rs3791878	GAD1 G3992T	T	GG	-/-
rs3749034	GAD1 G5276A	A	AA	+/+
rs2058725	GAD1 T21922C	C	CT	+/-
rs3791851	GAD1 T30473C	C	CT	+/-



COMT Activity (Figure 7)				
SNP ID	SNP Name	Risk Allele	Your Alleles	Your Results
rs4648328	ALDH2 C23443T	T	CC	-/-
rs4646778	ALDH2 C36438A	A	CC	-/-
rs16941667	ALDH2 C45068T	T	CC	-/-
rs671	ALDH2 G1369A	A	GG	-/-
rs2238151	ALDH2 T12488C	T	CT	+/-
rs441	ALDH2 T29504C	G	TT	-/-
rs968529	ALDH2 T35023C	T	CC	-/-
rs72547575	ALDH3A2 A1157G	G	AA	-/-
rs72547566	ALDH3A2 C13996T	T	CC	-/-
rs72547564	ALDH3A2 G641A	A	GG	-/-
rs11599164	ANK3 C666301A	T	GG	-/-
rs10994336	ANK3 G318473A	T	CC	-/-
rs9804190	ANK3 G658454A	T	CC	-/-
rs1938526	ANK3 T197902C	G	AA	-/-
rs10761482	ANK3 T62085337C	C	CT	+/-
rs1800497	ANKK1 E713K	A	GG	-/-
rs11604671	ANKK1 G318R	A	GG	-/-
rs216013	CACNA1C A2729632G	G	AA	-/-
rs2159100	CACNA1C C271442T	T	CC	-/-
rs1006737	CACNA1C G115699A	A	GG	-/-
rs2302729	CACNA1C T709021C	T	CT	+/-
rs769224	COMT -61 P199P	A	GG	-/-
rs2239393	COMT A 26166G	G	AG	+/-
rs6269	COMT A-1324G	G	AG	+/-
rs174675	COMT A309G	T	CC	-/-
rs1544325	COMT A7406G	A	AA	+/+
rs4646316	COMT C27870T	G	CT	-/-
rs174696	COMT C28914T	C	TT	-/-
rs174699	COMT C30196T	C	TT	-/-
rs9332377	COMT C31430T	T	CC	-/-
rs165599	COMT G*522A	G	AA	-/-
rs165774	COMT G28299A	A	AG	+/-
rs4633	COMT H62H	T	CT	+/-
rs5993883	COMT T13376G	G	TT	-/-
rs4646312	COMT T24075C	C	CT	+/-
rs740601	COMT T26501G	T	GT	+/-
rs4680	COMT V158M	A	AG	+/-
rs1048943	CYP1A1*2C A4889G	C	TT	-/-
rs1799814	CYP1A1*4 C2453A	T	GG	-/-
rs1056836	CYP1B1 L432V	C	CC	+/+
rs1800440	CYP1B1 N453S	T	TT	+/+
rs10012	CYP1B1 R48G	G	CG	+/-
rs1611115	DBH	T	CC	-/-
rs77905	DBH A1410G	A	AG	+/-

COMT Activity (Figure 7)				
SNP ID	SNP Name	Risk Allele	Your Alleles	Your Results
rs1108580	DBH A486G	A	GG	-/-
rs1108581	DBH A8757G	G	AA	-/-
rs1611123	DBH C12599T	T	TT	+/+
rs1611125	DBH C12828T	C	TT	-/-
rs2283123	DBH C18813T	C	CC	+/+
rs5324	DBH G12174A	A	GG	-/-
rs1541332	DBH G15032A	G	GG	+/+
rs4531	DBH G952T	T	GG	-/-
rs2519152	DBH T13150C	C	CC	+/+
rs2519154	DBH T15791C	C	TT	-/-
rs2797853	DBH T16031C	T	CT	+/-
rs2097628	DBH T2145C	G	AG	+/-
rs2007153	DBH T7335C	C	CC	+/+
rs2519155	DBH T8114C	C	CC	+/+
rs2873804	DBH T9160C	C	CC	+/+
rs686	DRD1 C7464T	A	AG	+/-
rs5326	DRD1 G5968A	T	CC	-/-
rs4532	DRD1 G6014A	T	CT	+/-
rs265981	DRD1 T5262C	G	AG	+/-
rs4936270	DRD2 A32594G	C	CC	+/+
rs4245146	DRD2 A33029G	T	TT	+/+
rs4648318	DRD2 A37613G	C	CT	+/-
rs1799978	DRD2 A4651G	C	TT	-/-
rs1125394	DRD2 A53817G	C	TT	-/-
rs1079727	DRD2 A61820G	T	TT	+/+
rs2440390	DRD2 A64124G	T	CT	+/-
rs4938019	DRD2 A9611G	C	TT	-/-
rs4648317	DRD2 C19470T	A	GG	-/-
rs4274224	DRD2 C31550T	G	GG	+/+
rs17529477	DRD2 C33935T	A	AG	+/-
rs4648319	DRD2 C36639T	A	GG	-/-
rs4620755	DRD2 C41383T	A	AG	+/-
rs2242592	DRD2 C71572T	G	GG	+/+
rs2234689	DRD2 C72519G	G	GG	+/+
rs6277	DRD2 C957T	G	GG	+/+
rs4581480	DRD2 G26528A	C	TT	-/-
rs11214606	DRD2 G41133A	T	CC	-/-
rs4436578	DRD2 G44237A	C	CT	+/-
rs2471857	DRD2 G52663A	T	CC	-/-
rs1079596	DRD2 G54383A	T	CC	-/-
rs1079597	DRD2 G54716A	T	CC	-/-
rs2283265	DRD2 G65466T	C	CC	+/+
rs1076560	DRD2 G67314T	A	CC	-/-
rs7131056	DRD2 T21228G	A	CC	-/-

COMT Activity (Figure 7)				
SNP ID	SNP Name	Risk Allele	Your Alleles	Your Results
rs12364283	DRD2 T4047C	G	AA	-/-
rs1076563	DRD2 T55093G	C	AC	+/-
rs2734838	DRD2 T64501C	G	AG	+/-
rs167771	DRD3 C26625T	G	AG	+/-
rs963468	DRD3 C40013T	A	AG	+/-
rs10934256	DRD3 G17248T	A	CC	-/-
rs6280	DRD3 G25A	T	CT	+/-
rs9824856	DRD3 G50169T	C	AA	-/-
rs1486009	DRD3 T14368C	G	AG	+/-
rs324029	DRD3 T21277C	A	AG	+/-
rs2630351	DRD3 T27841C	A	GG	-/-
rs2630349	DRD3 T29528C	A	GG	-/-
rs3773678	DRD3 T32822C	A	GG	-/-
rs9288993	DRD3 T43727C	G	AA	-/-
rs916457	DRD4 C4710T	T	CC	-/-
rs11246226	DRD4 C8887A	A	AA	+/+
rs3758653	DRD4 T4095C	C	TT	-/-
rs1800443	DRD4 T581G	G	TT	-/-
rs5906883	MAOA A16535C	A	AA	+/+
rs2235186	MAOA A85020G	A	AA	+/+
rs909525	MAOA C42794T	C	CC	+/+
rs5953210	MAOA G3638A	G	GG	+/+
rs6323	MAOA R297R/G492T/T941G	T	GG	-/-
rs1137070	MAOA T1011C/1460C	C	TT	-/-
rs2072743	MAOA T89113C	C	TT	-/-
i4000474	PAH A259T	T	CC	-/-
rs62507347	PAH A27743C	C	TT	-/-
rs5030853	PAH A300S	A	CC	-/-
rs5030857	PAH A403V	A	GG	-/-
rs3817446	PAH A55562G	C	CT	+/-
rs1522305	PAH C35625G	G	CG	+/-
rs1718301	PAH C45188T	A	AG	+/-
rs1522296	PAH C5594T	A	AG	+/-
rs2245360	PAH C81837T	A	AG	+/-
i4000478	PAH E280K	T	CC	-/-
i3003403	PAH E390G	C	TT	-/-
i4000475	PAH F299C	C	AA	-/-
i4000470	PAH F39L	C	GG	-/-
rs1801153	PAH G*187A	T	CC	-/-
rs772897	PAH G1155C	G	CC	-/-
i4000467	PAH G272X	A	CC	-/-
rs1042503	PAH G735A	T	CT	+/-
rs5030849	PAH G782A	T	CC	-/-
i4000472	PAH I65T	G	AA	-/-

COMT Activity (Figure 7)				
SNP ID	SNP Name	Risk Allele	Your Alleles	Your Results
rs5030855	PAH IVS10-11G>A	T	CC	-/-
rs5030861	PAH IVS12+1G>A	T	CC	-/-
rs5030852	PAH IVS7+1G>A	T	CC	-/-
i4000476	PAH L348V	C	GG	-/-
rs5030841	PAH L48S	G	AA	-/-
i3003401	PAH P281L	A	GG	-/-
i4000473	PAH R111X	A	GG	-/-
i3003397	PAH R158Q	T	CC	-/-
i4000481	PAH R243Q	T	CC	-/-
i3003398	PAH R243X	A	GG	-/-
i3003399	PAH R252W	A	GG	-/-
i3003400	PAH R261X	A	GG	-/-
i3003404	PAH R408Q	T	CC	-/-
rs5030858	PAH R408W	A	GG	-/-
rs28934899	PAH R413P	G	CC	-/-
rs1522307	PAH T17864C	G	AG	+/-
rs11111419	PAH T31338A	T	AT	+/-
rs10778209	PAH T32409C	A	AG	+/-
i4000479	PAH Y356X	C	GG	-/-
i3003405	PAH Y414C	C	TT	-/-
rs5638	PNMT A456G	G	AA	-/-
rs876493	PNMT G-184A	A	AA	+/+
rs28934581	TH A733C	G	TT	-/-
rs28934580	TH G1010A/R337H	T	CC	-/-
rs2070762	TH T1090C	C	AG	-/-
rs6356	TH V112M	T	CC	-/-

Mitochondrial Function (Figure 8)				
SNP ID	SNP Name	Risk Allele	Your Alleles	Your Results
rs4648328	ALDH2 C23443T	T	CC	-/-
rs4646778	ALDH2 C36438A	A	CC	-/-
rs16941667	ALDH2 C45068T	T	CC	-/-
rs671	ALDH2 G1369A	A	GG	-/-
rs2238151	ALDH2 T12488C	T	CT	+/-
rs441	ALDH2 T29504C	G	TT	-/-
rs968529	ALDH2 T35023C	T	CC	-/-
rs72547575	ALDH3A2 A1157G	G	AA	-/-
rs72547566	ALDH3A2 C13996T	T	CC	-/-
rs72547564	ALDH3A2 G641A	A	GG	-/-
rs1244414	ATP5c1	T	CC	-/-
rs36089250	ATP5g3	C	TT	-/-
rs8042694	COX5A	G	AG	+/-
rs4626565	COX6C	C	TT	-/-
rs479405	DMGDH G67591T	C	AC	+/-
rs532964	DMGDH T835C	A	AG	+/-
rs17851582	GAMT C9110T	A	GG	-/-
rs55776826	GAMT G7497A	T	CC	-/-
rs2878169	GCH1	T	GG	-/-
rs3783642	GCH1 A14340G	C	CT	+/-
rs3783641	GCH1 A14404T	A	AT	+/-
rs12147422	GCH1 A30528G	C	TT	-/-
rs4411417	GCH1 A53980G	C	CT	+/-
rs8017210	GCH1 C12707T	A	AG	+/-
rs7147286	GCH1 C15878T	A	AG	+/-
rs8007267	GCH1 C36378991T	T	CT	+/-
rs7492600	GCH1 C37668A	T	GG	-/-
rs998259	GCH1 G19512A	T	CT	+/-
rs3783637	GCH1 G26425A	T	CC	-/-
rs10483639	GCH1 G55306457C	C	CG	+/-
rs752688	GCH1 G62974A	T	CT	+/-
rs2273684	GSS A18836C	T	TT	+/+
rs6088659	GSS A5997G	T	CT	+/-
rs28936396	GSS C373T	A	GG	-/-
rs6060124	GSS G11705T	A	AC	+/-
rs2993763	MAT1A C1131T	A	AG	+/-
rs4934028	MAT1A C15656T	A	AG	+/-
rs1985908	MAT1A T*1297C	G	AA	-/-
rs4869089	MAT2B A7755681G	G	AA	-/-
rs1076991	MTHFD1 C105T	C	TT	-/-
rs2236225	MTHFD1 R635Q	A	GG	-/-
rs803422	MTHFD1L A33780G	A	GG	-/-
rs11754661	MTHFD1L G25264A	A	GG	-/-
rs6922269	MTHFD1L G71171A	A	GG	-/-

Mitochondrial Function (Figure 8)				
SNP ID	SNP Name	Risk Allele	Your Alleles	Your Results
rs17349743	MTHFD1L T31397C	C	CT	+/-
rs1667627	MTHFD2 C8503T	C	CT	+/-
rs1802059	MTRR -11 A664A	A	GG	-/-
rs3815743	MTRR A22893G	G	AA	-/-
rs1801394	MTRR A66G	G	AG	+/-
rs10064631	MTRR C1078G	G	CC	-/-
rs3776455	MTRR C32295T	T	CT	+/-
rs1532268	MTRR C524T	T	CC	-/-
rs9332	MTRR G*541A	A	GG	-/-
rs2287779	MTRR G1155A	A	GG	-/-
rs3776467	MTRR G12099A	G	AG	+/-
rs7703033	MTRR G15734A	A	AG	+/-
rs162036	MTRR K350A	G	AA	-/-
rs8659	MTRR T*662A	A	AT	+/-
rs326121	MTRR T12072C	C	TT	-/-
rs162031	MTRR T16071C	T	CT	+/-
rs6458690	MUT T24234C	G	AG	+/-
rs4147730	NDUFS3	A	GG	-/-
rs1142530	NDUFS7	T	CT	+/-
rs2332496	NDUFS7	A	AG	+/-
rs7258846	NDUFS7	T	GT	+/-
rs809359	NDUFS7	G	AA	-/-
rs1051806	NDUFS8	T	CC	-/-
rs2075626	NDUFS8	C	TT	-/-
rs999571	NDUFS8	A	GG	-/-
rs7298903	NOS1 A57373G	C	CT	+/-
rs2293054	NOS1 T2202C	A	AG	+/-
rs2297518	NOS2 C1823T	A	GG	-/-
rs2248814	NOS2 T32235C	A	GG	-/-
rs2274894	NOS2 T836165G	T	GG	-/-
rs1800783	NOS3 A6251T	T	AA	-/-
rs3918188	NOS3 C19635T	A	CC	-/-
rs1800779	NOS3 G6797A	A	GG	-/-
rs7946	PEMT G634A	T	CT	+/-
rs4646406	PEMT T17020543A	A	TT	-/-
rs4244593	PEMT T17023592G	T	TT	+/+
rs2758331	SOD2 406+816G>T	A	AA	+/+
rs4880	SOD2 A16V	G	GG	+/+
rs11648723	UQCRC2	T	GG	-/-
rs4850	UQCRC2	A	AG	+/-



Pentose Phosphate Pathway				
SNP ID	SNP Name	Risk Allele	Your Alleles	Your Results
rs6702820	DDR2 A162603881G	G	AG	+/-
rs10917577	DDR2 A162613975G	A	AG	+/-
rs10494373	DDR2 A162619362C	C	AA	-/-
rs10799854	DDR2 C162619828T	C	TT	-/-
rs12044481	DDR2 G162635875A	A	GG	-/-
rs6693632	DDR2 T162648343C	C	TT	-/-
rs7553831	DDR2 T162661011G	G	GG	+/+
rs4559477	DDR2 T162681151G	T	GG	-/-
rs1643649	DHFR A16352G	C	CT	+/-
rs1643659	DHFR A20965G	C	CT	+/-
rs1677693	DHFR C19483A	T	GT	+/-
rs1650697	DHFR/MSH T-473A	A	AG	+/-
rs4129219	FBP1 T97390288C	C	TT	-/-
rs1050757	G6PD A*357G	T	TT	+/+
rs2071429	G6PD A153760508G	A	AA	+/+
rs2230037	G6PD C1311T	A	GG	-/-
rs1050829	G6PD G6PD-A(+)	C	TT	-/-
rs1050828	G6PD G6PD-A(-)	T	CC	-/-
rs5030868	G6PD G6PD-Mediterran	A	GG	-/-
rs2230036	G6PD Q402Q	T	CC	-/-
rs72554664	G6PD R493H	T	CC	-/-
rs2071931	H6PD C9329289T	T	CT	+/-
rs2268169	H6PD G9321241A	A	AA	+/+
rs6688832	H6PD G9323910A	A	AG	+/-
rs1076991	MTHFD1 C105T	C	TT	-/-
rs2236225	MTHFD1 R635Q	A	GG	-/-
rs803422	MTHFD1L A33780G	A	GG	-/-
rs11754661	MTHFD1L G25264A	A	GG	-/-
rs6922269	MTHFD1L G71171A	A	GG	-/-
rs17349743	MTHFD1L T31397C	C	CT	+/-
rs1667627	MTHFD2 C8503T	C	CT	+/-
rs6495446	MTHFS - ST20 MTHFS G39646A	C	CC	+/+
rs2733103	MTHFS - ST20 MTHFS G56057A	T	CT	+/-
rs855315	PGM1 A64069612G	G	AG	+/-
rs4643	PGM1 A64125439C	C	AC	+/-
rs2269260	PGM1 G64085337A	A	GG	-/-
rs2269241	PGM1 T64108771C	C	TT	-/-
rs7062536	PRPS2 G12839152A	G	AG	+/-
rs4464229	RBKS C28038080T	T	CC	-/-
rs4666014	RBKS G28019175A	A	GG	-/-
rs11246300	TALDO1 C749776T	T	CC	-/-
rs766420	TKTL1 C153554404G	G	CC	-/-

Cannabinoid Pathway				
SNP ID	SNP Name	Risk Allele	Your Alleles	Your Results
rs35070995	ABP1 A678H	C	AA	-/-
rs45558339	ABP1 M479I	A	GG	-/-
rs1049793	ABP1/DAO H664A	C	CC	+/+
rs1049742	ABP1/DAO S332P	T	CC	-/-
rs10156191	ABP1/DAO T16M	C	CT	+/-
rs806375	CNR1 A88858521T	T	AA	-/-
rs6928813	CNR1 A88861698G	G	AA	-/-
rs806380	CNR1 A88864653G	G	AA	-/-
rs806370	CNR1 C88856331T	T	CC	-/-
rs806378	CNR1 C88859551T	T	CC	-/-
rs9450898	CNR1 C88864063T	T	CC	-/-
rs6454673	CNR1 G88871049A	G	GG	+/+
rs1049353	CNR1 T453T	T	CC	-/-
rs806368	CNR1 T88850100C	C	CT	+/-
rs806369	CNR1 T88856178C	T	CC	-/-
rs806374	CNR1 T88857320C	T	CT	+/-
rs806377	CNR1 T88858723C	T	TT	+/+
rs6454672	CNR1 T88861570C	C	TT	-/-
rs12205430	CNR1 T88867925C	C	TT	-/-
rs2501431	CNR2 G155G	A	GG	-/-
rs16828926	CNR2 G24215130A	A	GG	-/-
rs2501432	CNR2 G63A	T	TT	+/+
rs9424398	CNR2 T24221834G	G	GG	+/+
rs3741775	DAO A14747C	C	AC	+/-
rs3918347	DAO A24464G	G	AG	+/-
rs6539460	DAO G109284478T	G	GT	+/-
rs2070586	DAO G8864A	A	GG	-/-
rs492602	FUT2 A12190G	G	AG	+/-
rs601338	FUT2 G12447A	A	AG	+/-
rs602662	FUT2 G12758A	A	AG	+/-
rs7967152	VDR A48244184C	C	AA	-/-
rs4328262	VDR C18167A	G	TT	-/-
rs3782905	VDR C37648G	C	GG	-/-
rs2189480	VDR C39987A	T	TT	+/+
rs3847987	VDR C48238068A	A	CC	-/-
rs757343	VDR C48239675T	T	CC	-/-
rs2107301	VDR C48245T	A	AG	+/-
rs2238136	VDR C48277713T	T	CC	-/-
rs11574027	VDR C48287373A	A	CC	-/-
rs7299460	VDR C48296268T	T	CC	-/-
rs2239184	VDR C59232T	A	GG	-/-
rs739837	VDR C65594A	G	GG	+/+
rs2228570	VDR Fok	A	AG	+/-
rs3890733	VDR G14442A	T	TT	+/+

Cannabinoid Pathway				
SNP ID	SNP Name	Risk Allele	Your Alleles	Your Results
rs12717991	VDR G44689A	T	TT	+/+
rs1540339	VDR G46489A	T	TT	+/+
rs2239185	VDR G48244559A	A	GG	-/-
rs11168267	VDR G48251542A	A	GG	-/-
rs886441	VDR G48262964A	G	AA	-/-
rs10783218	VDR G48272743A	A	GG	-/-
rs2254210	VDR G48273714A	A	AG	+/-
rs11168287	VDR G48285414A	G	AA	-/-
rs4334089	VDR G48286015A	G	GG	+/+
rs4237855	VDR G48287203A	A	AA	+/+
rs11574026	VDR G48288246A	A	GG	-/-
rs11168293	VDR G48293716T	G	TT	-/-
rs4760655	VDR G48294131A	G	AA	-/-
rs7975232	VDR G64978T	A	CC	-/-
rs2229828	VDR S198S	A	GG	-/-
rs2239186	VDR T34405C	G	GG	+/+
rs3819545	VDR T38809C	G	GG	+/+
rs11574115	VDR T412I	A	GG	-/-
rs34189316	VDR T416T	A	GG	-/-
rs2239181	VDR T47866G	C	AA	-/-
rs2239182	VDR T48255411C	C	TT	-/-
rs11168275	VDR T48272275C	C	CC	+/+
rs2248098	VDR T50459C	G	AA	-/-
rs11574129	VDR T66512C	G	AA	-/-
rs4760658	VDR T7329C	G	GG	+/+
rs731236	VDR TAQ	A	AA	+/+
rs1544410	VDR VDR:BsmI	T	CC	-/-

Alzheimers/Cardio/Lipid				
SNP ID	SNP Name	Risk Allele	Your Alleles	Your Results
rs11609582	A2M A9242623T	T	AA	-/-
rs908832	ABCA2 T15891C	A	GG	-/-
rs3764650	ABCA7 T1046520G	G	TT	-/-
rs3740199	ADAM12 G63103C	C	GG	-/-
rs13133980	APBB2 G41002946C	G	CG	+/-
rs28931576	APOE A178G	G	AA	-/-
rs429358	APOE ApoE epsilon 4	C	TT	-/-
rs769455	APOE C8002T	T	CC	-/-
rs28931578	APOE G455A	A	GG	-/-
rs440446	APOE IVS1+69	G	GG	+/+
rs63750847	APP Ala655Thr	T	CC	-/-
rs63750671	APP Ala674Gly	G	GG	+/+
rs63750066	APP Ala695Thr	T	CC	-/-
rs63750363	APP Glu647Asp	C	CC	+/+
rs63750399	APP Ile698Val	C	TT	-/-
rs63750643	APP Thr696Ala	C	TT	-/-
rs63750973	APP Thr696Ile	T	GG	-/-
rs63749964	APP Val586Gly	C	AA	-/-
rs63750734	APP Val697Met	T	CC	-/-
rs1803274	BCHE CHE*539T	T	CC	-/-
rs11030104	BDNF T64089C	A	AA	+/+
rs6265	BDNF V81M	T	CC	-/-
rs1800775	CETP C4402A	C	AA	-/-
rs5882	CETP I405V	A	AA	+/+
rs1880676	CHAT Asp7Asn	A	GG	-/-
rs11136000	CLU A58V	T	CT	+/-
rs6656401	CR1 A27577G	A	GG	-/-
rs17571	CTSD A58V	A	GG	-/-
rs13146272	CYP4V2 Q259K	C	AA	-/-
rs3211719	F10 113777509 A5397C	G	AA	-/-
rs2289252	F11 C25264T	T	CT	+/-
i3002432	F2 (Prothrombin 20210A) Prothrombin 20210A	A	GG	-/-
rs5896	F2 C494T	T	CC	-/-
rs3917643	F3 94997288 A10547G	C	CC	+/+
rs6025	F5 Factor V Leiden FVL	T	CC	-/-
rs6046	F7 A353G Arg329Gln	A	GG	-/-
rs6048	F9 G580A A25386G	G	AG	+/-
rs2373115	GAB2 G42719T	A	AC	+/-
rs1613662	GP6 Pro219Ser	G	AA	-/-
rs1800562	HFE C282Y	A	GG	-/-
rs1799945	HFE H63D	G	CG	+/-
i3002468	HFE S65C	T	AA	-/-
rs9898	HRG Pro204Ser	T	CC	-/-

Alzheimers/Cardio/Lipid				
SNP ID	SNP Name	Risk Allele	Your Alleles	Your Results
rs6583817	IDE G91606A	T	CC	-/-
rs2069837	IL6 A6262G	G	AA	-/-
rs5918	ITGB3 P1A2/T196C	C	TT	-/-
rs8702	KLC1 C.*396G	G	GG	+/+
rs2731672	KNG I598T GP IIIa HPA-1	T	CC	-/-
rs688	LDLR Asn464	T	CC	-/-
rs1012672	LRP6 Cys1270	A	GG	-/-
rs2160525	LRP6 T154522C	A	GG	-/-
rs2302685	LRP6 V1062I	T	TT	+/+
rs242557	MAPT A52950A	A	AA	+/+
rs11754661	MTHFD1L G25264A	A	GG	-/-
rs1523127	NR1I2 C6709A	A	AC	+/-
rs12316150	OLR1 T17500A	T	AA	-/-
rs11591147	PCSK9 R46L	T	GG	-/-
rs63750526	PSEN1 Ala242Glu	A	CC	-/-
rs63751223	PSEN1 Ala422Pro	C	GG	-/-
rs63749824	PSEN1 Ala75Val	T	CC	-/-
rs63750900	PSEN1 Arg265His	A	GG	-/-
rs17125721	PSEN1 Glu314Gly	G	AA	-/-
rs63751068	PSEN1 Gly179Val	T	GG	-/-
rs63750590	PSEN1 His159Arg	G	AA	-/-
rs63751144	PSEN1 Leu170Met	A	CC	-/-
rs63751163	PSEN1 Leu246Ser	C	TT	-/-
rs63751235	PSEN1 Leu282Val	G	CC	-/-
rs63750599	PSEN1 Leu81Pro	C	TT	-/-
rs63751037	PSEN1 Met135Val	G	AA	-/-
rs63751229	PSEN1 Pro263Ser	T	CC	-/-
rs63750577	PSEN1 Ser166Phe	T	CC	-/-
rs3025786	PSEN1 T66540C	C	CT	+/-
rs63751320	PSEN1 Tyr252Ser	C	AA	-/-
rs63750815	PSEN1 Val85Leu	T	GG	-/-
rs63750048	PSEN2 Ala85Val	T	CC	-/-
rs63750110	PSEN2 Asp438Ala	C	AA	-/-
rs61757781	PSEN2 Met174Val	G	AA	-/-
rs63749884	PSEN2 Met239Ile	A	GG	-/-
rs28936379	PSEN2 Met239Val	G	AA	-/-
rs63750197	PSEN2 Ser130Leu	T	CC	-/-
rs63749851	PSEN2 Thr122Pro	C	AA	-/-
rs63750666	PSEN2 Thr429Met	T	CC	-/-
rs6859	PVRL2 A37642G	A	GG	-/-
rs2248663	RNF219 T79207588C	C	TT	-/-
rs2227589	SERPINC1 G5301A	T	CC	-/-
rs1792124	SORL1 A123560G	A	GG	-/-
rs726601	SORL1 C163447T	T	CC	-/-

Alzheimers/Cardio/Lipid				
SNP ID	SNP Name	Risk Allele	Your Alleles	Your Results
rs1784931	SORL1 C164978A	C	AA	-/-
rs7946599	SORL1 G105680A	A	GG	-/-
rs2298814	SORL1 G106922A	A	GG	-/-
rs6589885	SORL1 G108082A	A	GG	-/-
rs3781835	SORL1 G130294A	A	GG	-/-
rs10892759	SORL1 G146128A	A	GG	-/-
rs11218342	SORL1 T121434428C	C	TT	-/-
rs1049296	TF C34378T	T	CC	-/-
rs1937	TFAM Ser12Thr	C	GG	-/-
rs1042580	THBD A7681G	C	CT	+/-
rs4986790	TLR4 D299G	G	AA	-/-
rs2075650	TOMM40 A45395619G	G	AA	-/-
rs157580	TOMM40 G45395266A	G	AA	-/-
rs1800458	TTR Gly26Ser	A	GG	-/-
rs12514426	WWC1 G179644A	A	GG	-/-



IgE				
SNP ID	SNP Name	Risk Allele	Your Alleles	Your Results
rs2569191	CD14	C	CC	+/+
rs2814778	DARC	C	TT	-/-
rs2251746	FCER1A	C	CC	+/+
rs1800925	IL-13 C1112T	T	CT	+/-
rs2040704	RAD50	G	AG	+/-
rs2240032	RAD50	T	CT	+/-
rs33977706	SOCS-1 -820G>T	A	AC	+/-

IgG				
SNP ID	SNP Name	Risk Allele	Your Alleles	Your Results
rs1801274	FCGR2A	A	AA	+/+
rs7483	GSTM3 V224I	T	CT	+/-

IgA				
SNP ID	SNP Name	Risk Allele	Your Alleles	Your Results
rs6677604	CFH	A	GG	-/-
rs9271366	HLA	G	AG	+/-
rs1883414	HLA-DPB2 / COL11A2P	A	GG	-/-
rs9275224	HLA-DQA2	A	AG	+/-
rs1990760	IFIH1 (HLA)	C	CC	+/+
rs2229765	IGF1R	A	AG	+/-
rs4728142	IRF5	A	AG	+/-
rs9275596	MTC03P1	C	CT	+/-
rs9357155	PSMB8 / TAP1 / TAP2	A	AG	+/-
rs3761847	TRAF1	G	AG	+/-

Clotting Factors				
SNP ID	SNP Name	Risk Allele	Your Alleles	Your Results
rs1800775	CETP C4402A	C	AA	-/-
rs13146272	CYP4V2 Q259K	C	AA	-/-
rs3211719	F10 113777509 A5397C	G	AA	-/-
rs2289252	F11 C25264T	T	CT	+/-
i3002432	F2 (Prothrombin 20210A) Prothrombin 20210A	A	GG	-/-
rs6025	F5 Factor V Leiden FVL	T	CC	-/-
rs6046	F7 A353G Arg329Gln	A	GG	-/-
rs6048	F9 G580A A25386G	G	AG	+/-
rs1613662	GP6 Pro219Ser	G	AA	-/-
rs9898	HRG Pro204Ser	T	CC	-/-
rs5918	ITGB3 P1A2/T196C	C	TT	-/-
rs2731672	KNG I598T GP IIIa HPA-1	T	CC	-/-
rs1523127	NR1I2 C6709A	A	AC	+/-
rs2227589	SERPINC1 G5301A	T	CC	-/-

Celiac Disease/Gluten Intolerance				
SNP ID	SNP Name	Risk Allele	Your Alleles	Your Results
rs231775	CTLA4	G	AG	+/-
rs2858331	HLA	G	AG	+/-
rs2187668	HLA DQA1	T	CC	-/-
rs9275224	HLA-DQA2	A	AG	+/-

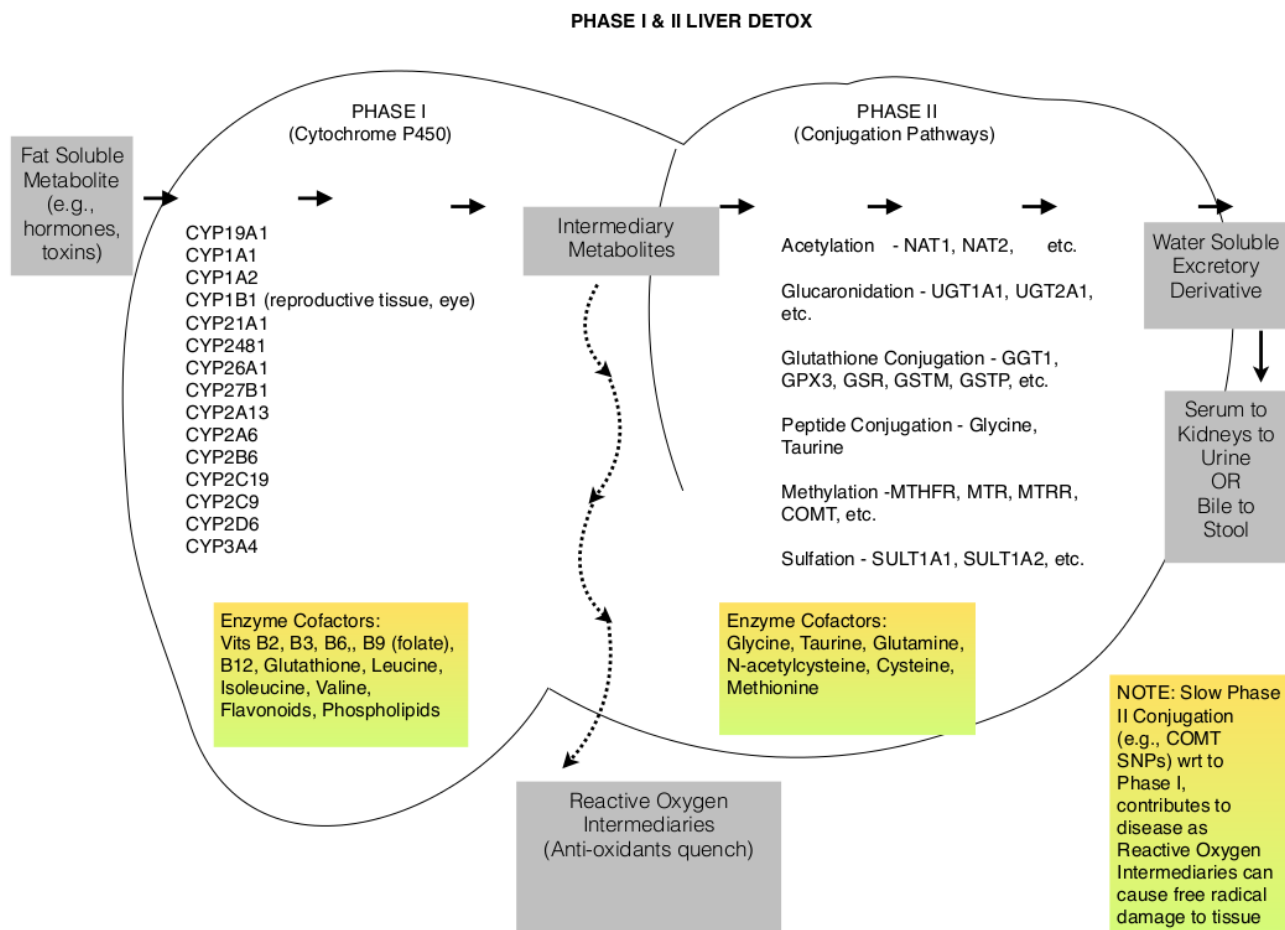
Thyroid				
SNP ID	SNP Name	Risk Allele	Your Alleles	Your Results
rs231775	CTLA4	G	AG	+/-
rs10984009	FOXE1	A	GG	-/-
rs1867277	FOXE1	A	AG	+/-



Eye Health				
SNP ID	SNP Name	Risk Allele	Your Alleles	Your Results
rs4889294	BCMO1	C	TT	-/-
rs7501331	BCMO1 A379V	T	CT	+/-
rs12934922	BCMO1 R267S	T	AA	-/-

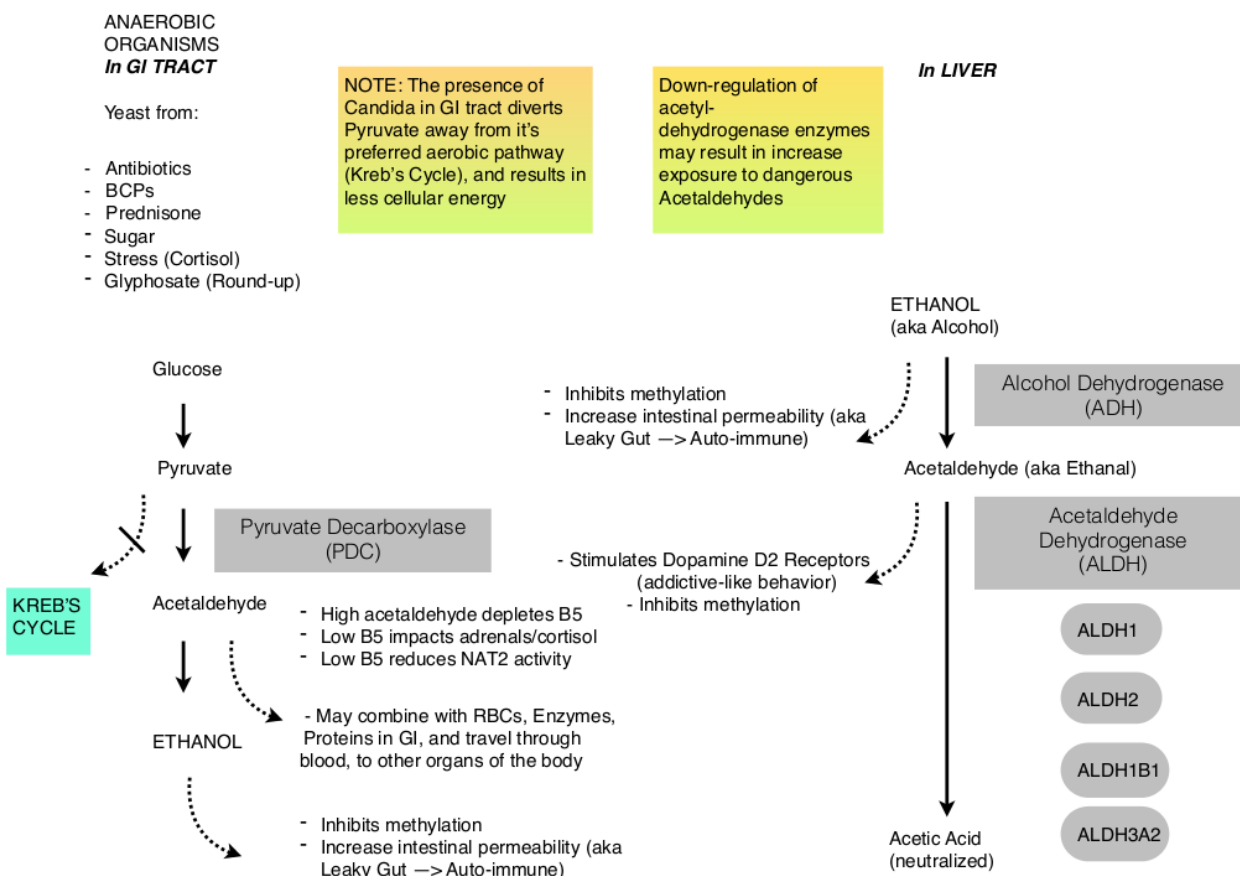
Other Immune Factors				
SNP ID	SNP Name	Risk Allele	Your Alleles	Your Results
rs6822844	4q27 Region	T	GG	-/-
rs429358	APOE ApoE epsilon 4	C	TT	-/-
rs10210302	ATG16L1 C234158839T	T	TT	+/+
rs479405	DMGDH G67591T	C	AC	+/-
rs532964	DMGDH T835C	A	AG	+/-
rs17851582	GAMT C9110T	A	GG	-/-
rs55776826	GAMT G7497A	T	CC	-/-
rs7216389	GSDMB	T	CC	-/-
rs660895	HLA-DRB1	G	AA	-/-
rs20541	IL-13	A	GG	-/-
rs1801275	IL4R Q576R	G	AA	-/-
rs2069812	IL5 A131879916G	G	AG	+/-
i4000409	MeFV A744S	A	CC	-/-
rs3743930	MeFV E148Q	G	CC	-/-
i4000403	MeFV F479L	C	GG	-/-
i4000407	MeFV K695R	C	TT	-/-
rs28940580	MeFV M680I	G	CC	-/-
rs28940578	MeFV M694I	T	CC	-/-
i4000406	MeFV M694V	C	TT	-/-
rs11466023	MeFV P369S	A	GG	-/-
i4000410	MeFV R761H	T	CC	-/-
rs10181656	STAT4	G	CC	-/-
rs361525	TNF -238	A	GG	-/-
rs1800629	TNF -308	A	GG	-/-
rs28940879	TYR (MeFV) V726A	A	GG	-/-

Figure 1



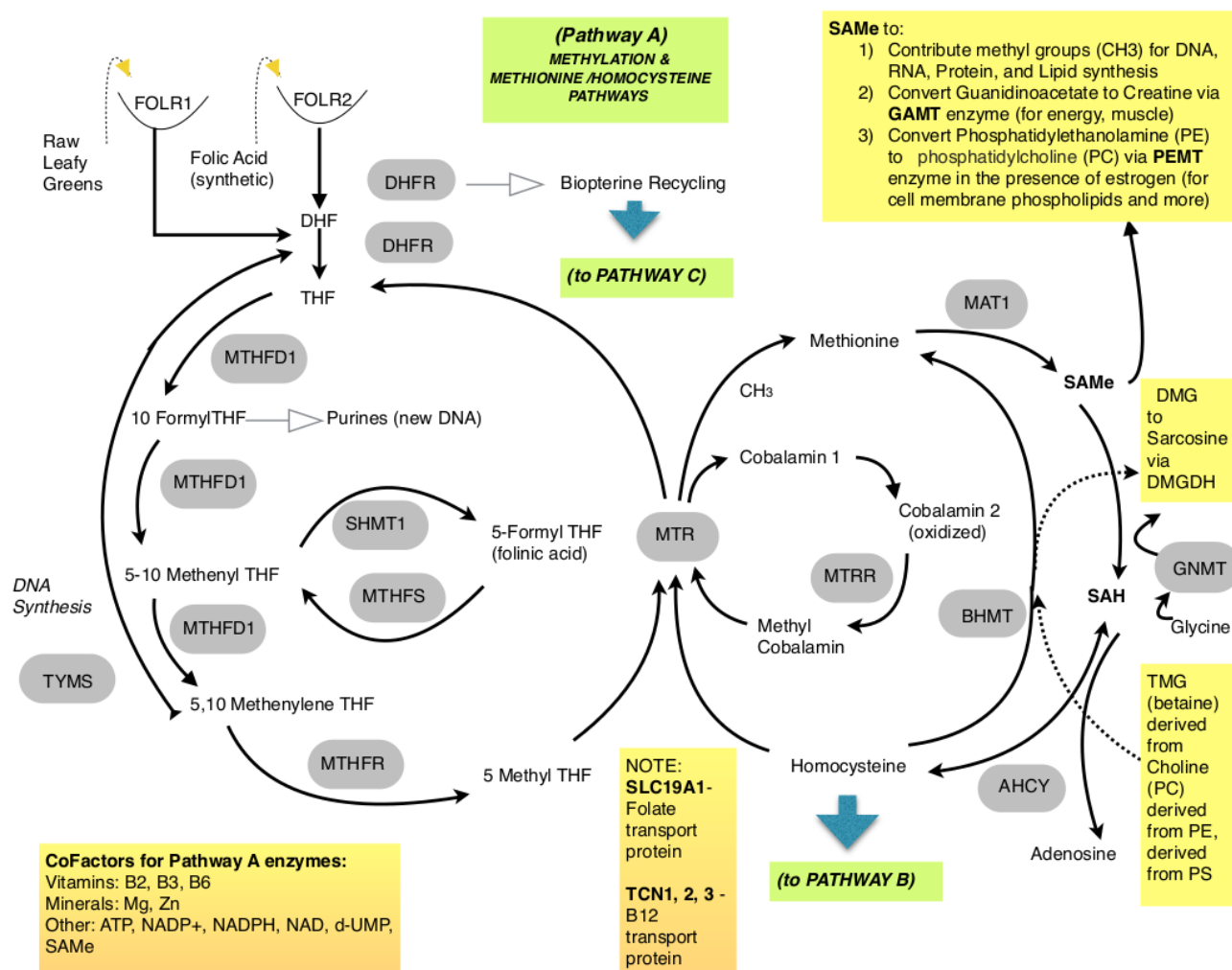
© 2014 Cynthia L. Smith

Figure 2

**YEAST & ALCOHOL METABOLISM → METHYLATION INHIBITION & LEAKY GUT & LOW ENERGY PRODUCTION (decreased Kreb's)**


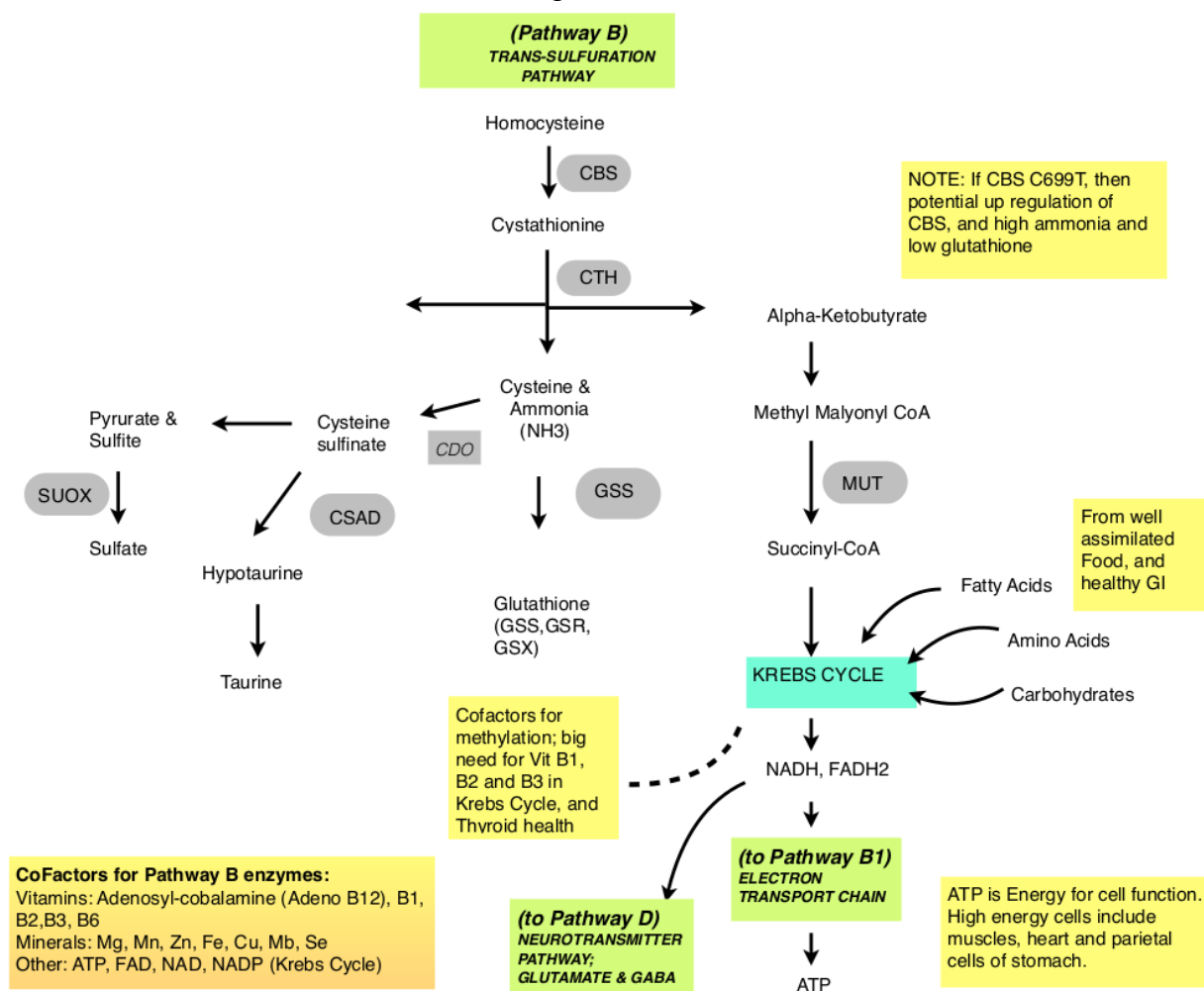
© 2014 Cynthia L. Smith

Figure 3



© 2014 Cynthia L. Smith

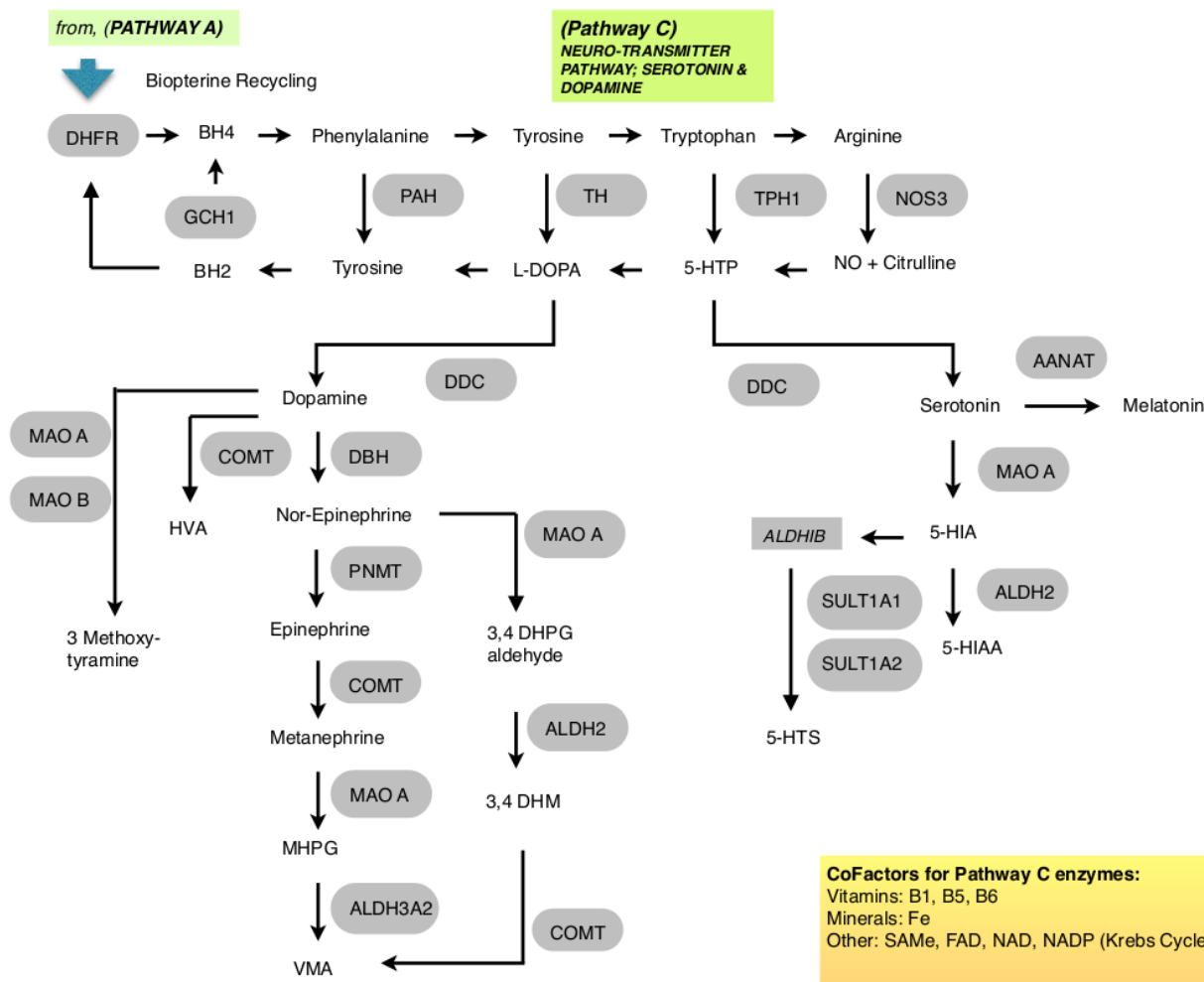
Figure 4



© 2014 Cynthia L. Smith

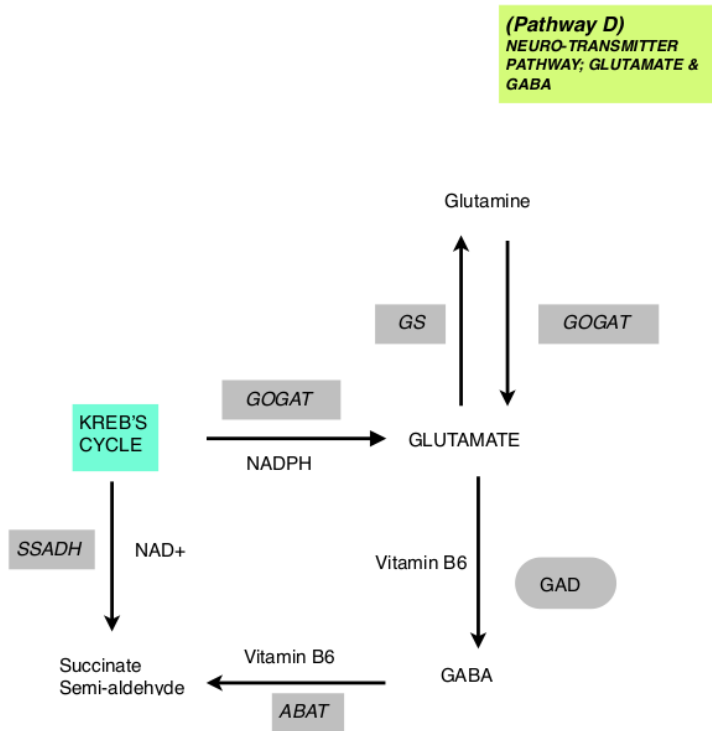


Figure 5



© 2014 Cynthia L. Smith

Figure 6



GS - Glutamine Synthetase - Located in brain astrocytes. Neuro-protective against excitotoxicity via taking up excess ammonia and glutamate and converting it into glutamine via the enzyme GS

GOGAT - aka Glutamate Synthase (NADPH) - Manufactures glutamate from glutamine and  $\alpha$ -ketoglutarate, and thus along with glutamine synthetase (abbreviated GS) plays a central role in the regulation of nitrogen assimilation

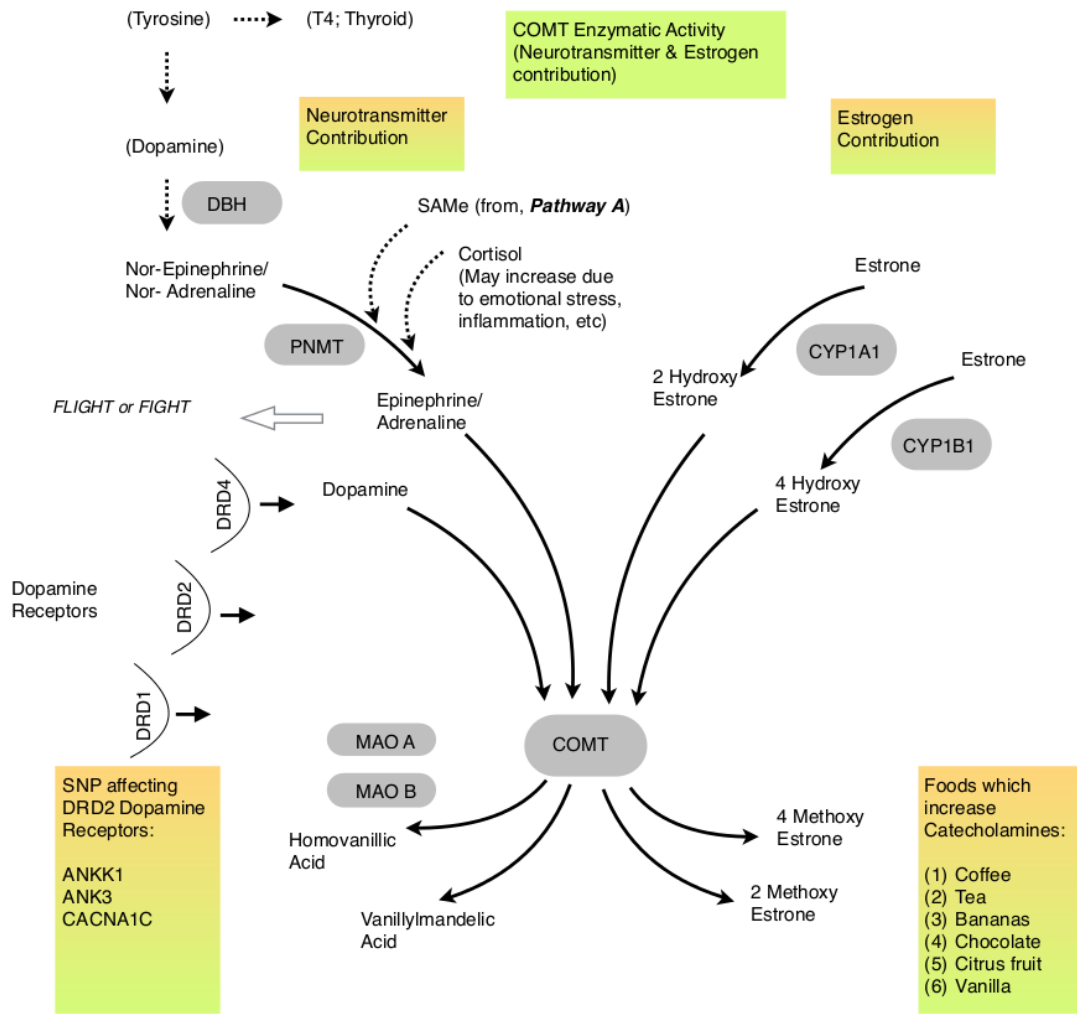
GAD - Glutamate decarboxylase - Responsible for catalyzing the production of gamma-aminobutyric acid from L-glutamic acid

ABAT - 4-aminobutyrate aminotransferase - Responsible for catabolism of gamma-aminobutyric acid (GABA), a mostly inhibitory neurotransmitter in the central nervous system, into succinic semialdehyde

SSADH - Succinate semialdehyde dehydrogenase - one of three enzymes utilized in 4-aminobutyrate (GABA) degradation

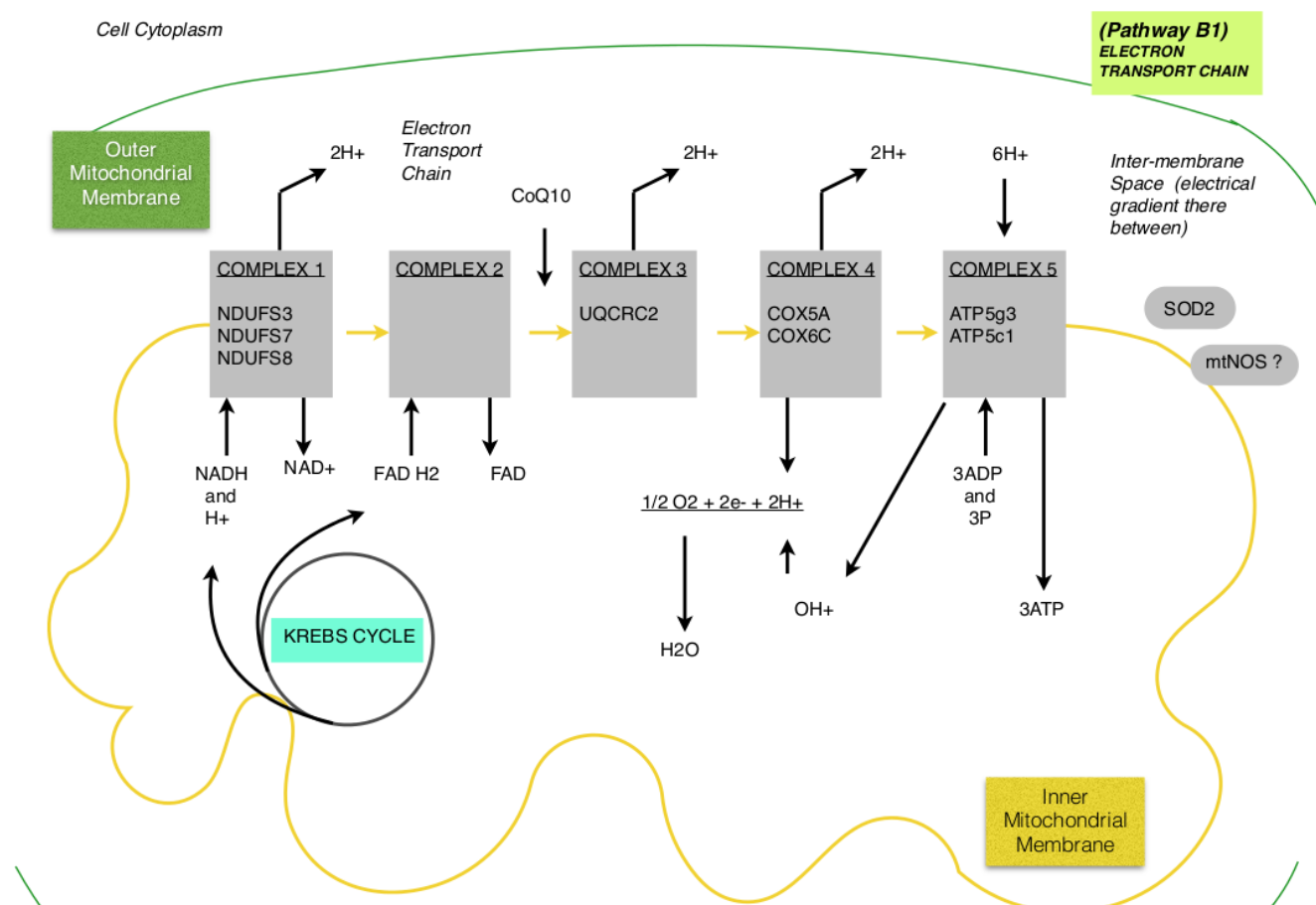
© 2014 Cynthia L. Smith

Figure 7



© 2014 Cynthia L. Smith

Figure 8



NOTE: Mitochondria "power plants", in every cell except RBCs, have an inner and outer membrane. The Kreb's Cycle takes place inside the Inner Membrane, while the Electron Transport Chain functions within the inner membrane, using the electrical gradient between the inner and outer membrane. Healthy membranes are key, as are good assimilation of fats, carbs and proteins (e.g., healthy GI function) which drive the Krebs cycle, along with Vitamins B1, B2 and B3.

© 2014 Cynthia L. Smith