

21ST CENTURY MEDICINE:

*A New Model for Medical
Education and Practice*




*David S. Jones, MD
Laurie Hofmann, MPH
Sheila Quinn*



©2009 The Institute for Functional Medicine
4411 Pt Fosdick Dr NW, Ste 305
Gig Harbor, WA 98335

The Institute for Functional Medicine and IFM are marks owned by Jeffrey and Susan Bland,
used under exclusive license.




21ST CENTURY MEDICINE:

*A New Model for Medical
Education and Practice*

Table of Contents

	Page No.
Preface.....	iii
Foreword	vii
Executive Summary	xi
Chapter 1 Introduction	1
Chapter 2 The Changing Medical Environment.....	9
Chapter 3 Emerging Models.....	23
Chapter 4 The Clinician's Dilemma	43
Chapter 5 Functional Medicine: A 21st Century Model of Patient Care and Medical Education	61
References	80
About the Institute for Functional Medicine	88
Appendix Table of Contents	A1



Preface

Beginning a Journey of Discovery

The document you are about to read emerged from a systematic process of inquiry and intentionality about some of the most critical issues in health care today. While there are many vital structural factors to be addressed elsewhere (reimbursement practices, insurance coverage, electronic medical records, the medical home concept), our attention and expertise are here focused on the content and process of care. The path we followed to conceive of, research, and write this white paper on 21st century medicine can be traced back to 2006, when the Fountainhead Foundation approved a grant to The Institute for Functional Medicine to establish and manage a scholarship program for medical schools and residency programs to send selected faculty, students, and residents to learn about functional medicine. Over a two-year period, 57 scholarships were awarded, representing 27 medical schools and 6 residency programs. The impact and opportunities that have grown out of this seed funding have been significant, immediate, and wide-ranging across academic medicine, clinical programs, fellowships, and residency programs.

Our interviews, meetings, and follow-up discussions with scholarship recipients and their colleagues underscored the fact that IFM needed to provide a rationale and methodology for facilitating a more systematic and widespread introduction of functional medicine into these diverse institutions and programs. It is very arduous to modify both the process and content of medical education. There must be a compelling reason and a clear path toward the goal. Our journey therefore, involved documenting the urgent need for a major shift in medical education, and then describing a model of care that can be adapted to the teaching needs of medical (and other health professions) schools and residency programs. In so doing, we provide both the justification for, and a description of, the change that must occur to equip clinicians to adapt successfully to the health care demands of the 21st century.

We looked first at relevant major themes in health care today: the epidemic of chronic disease; the evolution of evidence-based medicine; the poor performance of the acute-care model in a chronic care environment; the emergence of new paradigms such as systems biology, integrative medicine, and personalized care; and the lack of consensus on how to address these issues in a systematic way.

This journey took us deep into the literature of costs vs. performance, science vs. art, research vs. clinical practice, and the many ideas about how to consolidate the gains of the 20th century without losing flexibility or constraining the promise of new information and new models of care for the future.

With this background in place, we began to explore how all of this looks and feels to the individual clinician who is immersed in the daily demands of clinical practice. This, of course, is where the rubber meets the road. We found that not only have we failed to materially assist most primary care practitioners in understanding how to make better use of evidence, or in translating new tools and ideas into their clinical practice, but we have left clinical medicine poorly equipped to address two critical elements: (1) managing the uncertainty that is inherent in clinical practice, and (2) creating a healing partnership with their patients. We found that clinicians are no longer taught how to integrate the science and the art of medicine—indeed, the art of medicine has all but disappeared as a subject of teaching. From the evidence-based medicine perspective, all you really need to do is gather data, focus the data toward securing the diagnosis, and then research the evidence about the best molecule (Rx) or procedure to treat that diagnosis. Doctors trained in the EBM, acute-care model have become technicians. Converging pressures have reinforced this model by forcing doctors to focus their office visits more and more narrowly, and to deliver care in less and less time (often for less and less money).

If this model worked, we wouldn't have had grounds for writing this paper. Unfortunately, the model has failed spectacularly to help stem the rising tide of chronic disease. Fortunately, however, there is plenty of evidence that this is not the only way forward. Physicians and other practitioners *can* be taught to shift into a personalized, systems-medicine approach that is much better adapted to the complex demands of chronic disease. They *can* learn to gather and analyze patient data differently. They *can* twist the kaleidoscope and apply critical thinking to the use of evidence. And they *can* create healing partnerships that allow both patients and practitioners to achieve insight and then to evaluate that insight in the light of knowledge and experience.

Reintegrating the Science and Art of Medicine

There are always two deeply powered processes at work in any life-changing endeavor. Human beings require both denotative and connotative information for mastery—that is, we need both data and intuition, science and art. Brain scientists have made great progress in illuminating the deep creative processes by which our “minds” make use of the “matter” of our brains.”^{1,2,3,4,5,6} Clinicians, particularly, need to bring to the therapeutic encounter the unique qualities of both right- and left-brain function that have been emerging from brain science research. In the last decade, wider use of functional imaging technology has delivered a much clearer picture of coordinated brain function—why and how it occurs. It is now possible to weave together the integrated functionality of the two sides of the brain in a way that can inform our understanding about a comprehensive patient care model that respects and integrates both the science and the art of medicine.

The Institute for Functional Medicine (IFM) has developed a model of comprehensive care and primary prevention for complex, chronic illness that is grounded in both the science (the *Functional Medicine Matrix Model™*) and the art (the *healing partnership* in the therapeutic encounter) of clinical medicine. We call this model functional medicine, and we have taught it for many years. It is not a separate discipline or specialty—it is an approach to clinical care that is both comprehensive and patient-centered. It can be

taught to and practiced by any health practitioner who has a background in the basic medical sciences and clinical practice, and it can adapt quickly and easily to emerging evidence. It can also provide a common language and shared principles, organizing tools, and analytic process to support and facilitate integrated health care.

Continuing the Journey

We find ourselves at the beginning of the 21st century faced with a health care system in disarray on many levels. We must reassemble the disparate pieces of this baffling puzzle into a new and more coherent pattern (a new operating system). ***The intention of this document is to establish the need for a new model of care, and to make conscious, transparent, and usable the functional medicine model and our methods of teaching.*** We will show how this integrated model can better meet the needs of a population afflicted with steadily increasing rates of chronic disease. We believe that these changes will also help physicians establish a more satisfying basis for clinical practice.

The diligent work and thinking of 20th century clinicians and scientists have brought us to this moment with many tools and key concepts, including:

- ⊗ the art and science of clinical medicine
- ⊗ systems biology and personalized, systems medicine
- ⊗ prospective health care
- ⊗ patient-centered health care
- ⊗ the chronic-care model and the chronic-care team
- ⊗ integrative medicine
- ⊗ nutrigenomics, pharmacogenomics, proteomics, metabolomics
- ⊗ evidence-based medicine (EBM)
- ⊗ right and left brain functionality and the healing partnership
- ⊗ the science and practice of creating insight as part of the therapeutic encounter
- ⊗ the process of managing the uncertainty inherent in the clinical encounter

We will explore all of these topics in the following pages, and we will address the challenge of synthesizing a model of health care for the 21st century that cogently integrates the best components of both established and emerging knowledge and practices. We will describe a model for therapeutic relationships that enhances the emergence of a healing partnership, that engages all parts of the brain, and that strengthens the bodies, minds, and spirits of both physicians and patients as they share the path toward improved health.

Our heartfelt thanks to the Bitzer Family
and the Fountainhead Foundation
for the ongoing support
that has made this project possible.

David S. Jones, MD


President, The Institute for Functional Medicine

Laurie Hofmann, MPH

Executive Director, The Institute for Functional Medicine

Sheila Quinn

Consulting Author and Editor



Foreword

21st Century Medicine: A Gift to Our Patients and Our Students

As we see our healthcare system falling to pieces in front of us, we must ask some key questions. What is wrong with our views of health, disease, and the provision of care? Why does something that costs so much yield so little for so many? How can we best bring the science and art of medicine to our communities for the greatest good?

Framing this discussion are two very different hypotheses:

- 1 *Advances in medical science and technology will solve all of our personal and global health needs.*
- 2 *Natural healing techniques are safer and more effective than drugs and surgery.*

Between these two points of view, both idealistic persuasions but starry eyed, is a reality about the future of medicine. This vision is well articulated in the monograph, “21st Century Medicine: A New Model for Medical Education and Practice,” by David Jones, Laurie Hofmann, and Sheila Quinn.

The field of functional medicine offers educators, clinicians, and researchers a scientifically valid semantic and conceptual bridge between the benefits of hard sciences, clinical medicine and integrative practices. Evolving sciences such as genomics, pharmacogenomics, and nutrigenomics offer innovative and promising medical treatments. At the same time, the common sense application of prevention, wellness promotion, improved lifestyle, diet, the use of botanicals and nutritional supplements, mind-body therapies, and other complementary and integrative approaches can be blended with these sciences through the Functional Medicine Matrix Model™ approach.

This synergy can not only improve our health as individuals and communities, but can close the maw of the gluttonous economic pit that excessive application of medical technology with its “Fix me; I’m broken” paradigm provides to us. Indeed, much of the resistance to changing medicine to a more integrative approach has been rooted in the absence of a common language encompassing what doctors learn to speak during medical school, or in other types of healthcare training programs, and the varied landscapes of complementary and integrative theories and practices.

This new model, as discussed in the monograph, offers cutting-edge systems biology, synthesized with whole-person medicine. This is the best of both worlds. No longer is the patient seen purely through the lens of a dysfunctional organ system, a disease, or a syndrome. By evaluating a matrix of root causes in the diagnostic and therapeutic process, we open our eyes to a different altitude as well as latitude of thinking about complex and chronic disease states. We can look further “upstream” to understand the physiology and pathophysiology and not simply treat the end stage manifestations of that altered physiology.

The Institute for Functional Medicine (IFM) is contributing to the development of medical school curricula to introduce this higher level of reasoning and assessment. IFM has supported a number of academic initiatives to expand the view of the patient from linear cause and effect, symptom and diagnosis to a broader, real-life phenomenological perspective.

Traversing the view of function, health, and disease from the molecular and genomic to the psychosocial, cultural, and behavioral has always been a breathtaking stretch of mind and consciousness. Bringing this into medical training is particularly challenging even though it offers the opportunity to both respect our students as persons and adult learners, and to meld their interest in science with their desire to heal. It is a way to create a reciprocal language that provides bridges between learners and their patients as well as with their colleagues. This language, embedded with the various functional medicine constructs, expands our ability to communicate and to contextualize our own and our students’ understanding of the underlying science of medicine with the art of healing.

Since our work involves training medical students and residents for practice, we have given much thought, as have the authors of this monograph, to the future of medicine. To conclude we offer some comments we think mirror the authors’ vision in both spirit and values.

The doctor of the future will be an integrative healer whose practice differs in many ways from that of today’s typical physician. The doctor of the future will provide care that is patient-centered and comprehensive (body, mind, and spirit), care that is both high-tech (using genomic prediction tools, systems biology, and functional medicine, for example) and high-touch. Care will focus more extensively on preventing disease and injury. The practice of the future will be provided by smoothly working teams that will include primary care physicians, complementary and alternative health practitioners, health coaches, and wellness mentors, as well as medical specialists, allied health and nursing practitioners. Putting the patient in the driver’s seat allows representatives from any number of disciplines to serve as navigator through the healthcare system, helping people sort through conflicting data as well as the many difficult choices they must make during their lives in times of both wellness and illness. Tomorrow’s physicians will consistently assess new evidence, to ensure that their practices meet the highest standards of quality and patient outcomes.

To a great degree, the body has the capacity to heal itself; this concept, in some ways, opposes the mechanical model in which doctors act as fixers. One goal of future practitioners will be to guide and empower patients toward self-healing. Consonant with this approach will be use of prevention and health promotion, the full range of natural treatments, use of the safest and least expensive interventions first, and also the mobilizing of community and social support for healthy living. This vision of the future doctor does not reflect a purely in-the-clinic model. Future clinicians, if they are to be integrative healers, need to be out where people are and to participate in social and environmental policy change.

As both medicine and medical education evolve in this century, as health care and healthcare reform take shape, we believe that the concepts developed in this monograph will lead the way in thinking and practical application. Integrative Medicine is defined as *the practice of medicine that reaffirms the importance of the relationship between practitioner and patient, focuses on the whole person, is informed by evidence, and makes use of all appropriate therapeutic approaches, healthcare professionals and disciplines to achieve optimal health and healing*.¹ As such, this model of care partners closely with the approach taken in functional medicine to bring the best of our thinking and practice to the bedside and to the community.

The Functional Medicine Matrix Model™, as elucidated in this paper, is an essential architecture for the kind of medicine of the future we see both as imminent and necessary.


Victor S. Sierpina, MD

*Chair of the Consortium of Academic Health Centers for Integrative Medicine
Galveston, Texas*

Adam Perlman, MD, MPH

*Vice Chair of the Consortium of Academic Health Centers for Integrative Medicine
Newark, New Jersey*

¹Consortium of Academic Health Centers for Integrative Medicine definition of Integrative Medicine.
<http://www.imconsortium.org>



Executive Summary

In early 2009, an extraordinary degree of public attention was focused on healthcare reform. In Washington, DC, two hearings were held before the Senate Committee on Health, Education, Labor and Pensions, and the Institute of Medicine of the National Academy of Sciences hosted a *Summit on Integrative Medicine and the Health of the Public*. In New York City, a major conference on Integrative Health Care was held. The January/February 2009 issue of *Health Affairs* was devoted entirely to *The Crisis in Chronic Disease*. Why?

We know with certainty now that rapidly rising rates of complex, chronic disease are creating an unsustainable burden on the national economy in both direct (e.g., treatment) and indirect (e.g., lost productivity) costs.⁷ The \$1.3 trillion estimated to be the cost of chronic disease today may well grow to \$4.2 trillion within 15 years.⁸ Health professionals struggle every day to cope with the increase in suffering and disability that accompanies this modern epidemic. At a time when many other urgent pressures on the national economy command our attention, we absolutely **must** sustain our focus on the system-wide changes in health care that will be required in the years ahead if the most severe consequences of this epidemic are to be avoided.

A careful examination of the evidence on both performance and costs in American health care convincingly demonstrates the urgent need for this transformation. We have been taught to believe that we have the best health care in the world, but the facts do not support such an assessment. We spend about twice as much per capita as other industrialized countries and yet we rank shockingly low on most parameters of health.⁹

Many diverse influences are responsible for the current state of the public's health (see Figure 1).^{10, 11, 12} It is not enough, however, to demonstrate, as many experts have done, that the majority of today's chronic diseases could be prevented or ameliorated by changes in lifestyle,¹³ and then suggest that patient responsibility and self-care can take care of the problem. We must also ask what contributes to such unhealthy lifestyles and how can we best equip clinicians to serve the

patients who are living every day under those pressures. It is critical that we understand how great a proportion of environment and lifestyle is influenced by conditions beyond the control of individual patients—not only the genetic vulnerability one is born with, but increases in environmental toxicity, the homogenization and denaturing of the food supply, the influence of sedentary technology on jobs, education, and entertainment, the powerlessness and despair of poverty, the debility produced by chronic stress, and the fragmentation of family and community life that leads to isolation and a lessened sense of purpose and meaning. These are all complex problems that took many decades to create and that will require a long-term national effort and effective leadership in public policy to alter. We recognize—and emphasize—that not only must we change healthcare and medical education (the primary focus of this paper), but over the next decades we must also change the practices and priorities of our political, social, and economic structures to achieve fundamental change in the public's health.

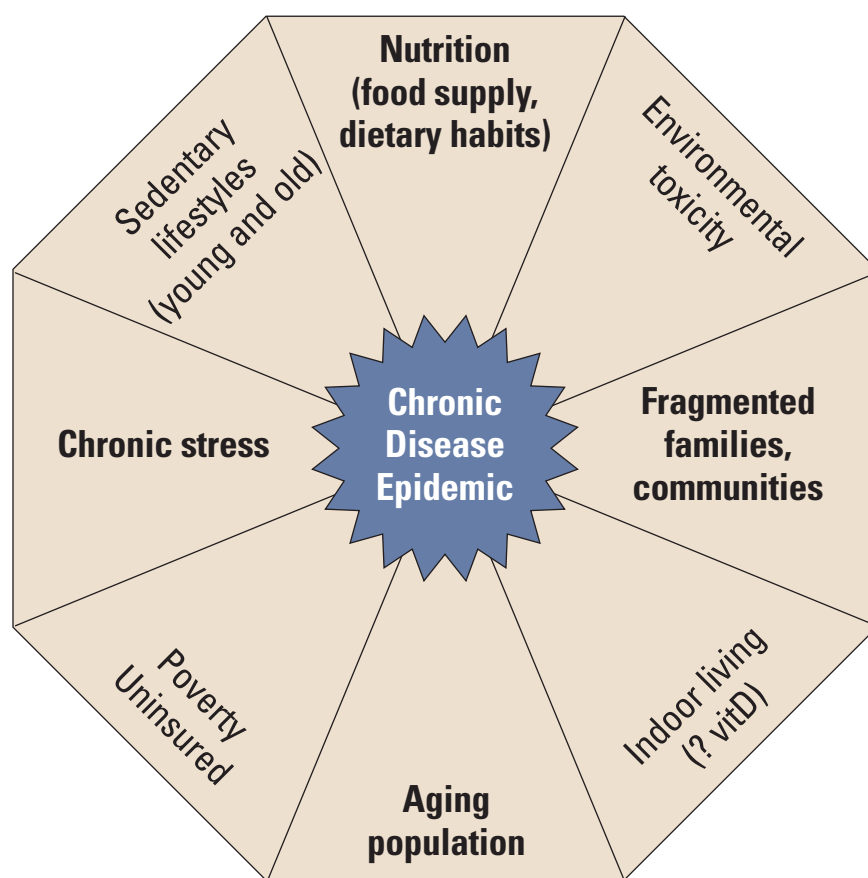


Figure 1: Major Influences Contributing to the Epidemic of Chronic Disease

In order to change our future, however, we must thoroughly understand our past. Therefore, after presenting an overview of the paper (Chapter 1), we focus first on exploring the dominant influences that have helped to shape the current crisis in health care (Chapter 2). Next, we present and discuss the most prominent models that have been proposed for the future (Chapter 3). The implications of these issues


for the practicing clinician are then analyzed (Chapter 4). And last, a preferred model for 21st century medicine is presented (Chapter 5). It is important to recognize that even if patients do everything it is possible for individuals to do for their own health (an idealized state that is highly unlikely to be realized), we still have tens of millions of people with multiple chronic diseases, and well over 100 million with at least one,¹⁴ and both figures are on the upswing. All of these people need more effective therapeutic services, and **everyone** needs more effective disease prevention and wellness promotion strategies in order to cope with the pervasive environmental influences that make achieving health such a challenge.

The transformation of 21st century medicine from the prevailing acute-care model to a far more effective chronic-disease model will succeed only if we attack the underlying drivers of the epidemic—the complex, lifelong interactions among lifestyle, environment, and genetics—and if we engage the entire healthcare system in a concerted effort to implement a unified, flexible approach that can readily adapt to shifting needs and emerging evidence. The central purpose of this paper is to demonstrate that such changes are urgently needed and achievable.

In order to accomplish such an ambitious goal, several key objectives must be achieved. As discussed in the succeeding pages, these include:

1. A shared understanding of the powerful, primary influence of lifestyle and environment upon genetic vulnerability in the initiation and progression of chronic disease must be matched with a therapeutic tool kit that reverses the trajectory toward disease and disability, promotes health, and empowers patients as full partners in the lifelong pursuit of wellness.
2. A more balanced perspective on the appropriate uses of both evidence and insight must be integrated with broad-based clinical skills to establish the foundation for healing partnerships between practitioners and patients.
3. A common set of principles, concepts, and practices that can be used by all health professionals must be taught and applied in clinical practice so that well-trained integrated healthcare teams can be deployed appropriately.
4. A model that incorporates all these elements must pervade education, clinical practice, and research in both private and public arenas.

In this paper, we propose that functional medicine exemplifies the systems-oriented, personalized medicine that is needed to transform clinical practice, education, and research. The functional medicine model of comprehensive care and primary prevention for complex, chronic illnesses is grounded in both science (the *Functional Medicine Matrix Model*TM; evidence about common underlying mechanisms and pathways of disease; evidence about effective approaches to the environmental and lifestyle sources of disease) and art (the *healing partnership* and the search for insight in the therapeutic encounter). Many years of developing, writing about, and teaching this model to thousands of clinicians in both private practice and academic medicine have demonstrated that functional medicine can enable us to reshape health care for the demands of the 21st century. Using this approach, a healing partnership between doctor and patient can flourish, new and useful insights can be achieved, and a broad array of assessment and therapeutic tools can be utilized by integrated healthcare teams.



Chapter 1

INTRODUCTION

Opportunity

If done right, the development of a health care system that focuses on personalized health planning will be every bit as transformational as the coupling of science to medicine was in the early 20th century.

—RALPH SNYDERMAN, MD, AND R. SANDERS WILLIAMS, MD¹⁵

Throughout the medical system, the heartbeat of impending change has been heard with increasing intensity since the turn of the century. Concepts such as prospective health care, personalized medicine, systems biology, nutritional genomics, integrative medicine, the chronic-care model, and others represent diverse aspects of the impetus to devise a substantively different way of approaching health care in the 21st century. The shift in prevalence from acute to chronic disease^{16, 17} and a growing recognition of the inherent limitations and consequences of shaping medicine primarily around an acute-care model¹⁸ are among the most powerful forces that are driving change. The context of uncertainty that pervades the realm of clinical care¹⁹ demands a comprehensive and flexible model that can integrate evidence relevant to the individual without forcing physicians and other practitioners to manage complex, chronic disease using an acute-care model that is ill-suited to the task. Transformation is imminent—the opportunity is now.

The “next next transformation” will change the paradigm to focus on health—positively defined and measured as something other than the “absence of disease”; conceived as an integrated function of biology, environment, and behavior; and measured as a product of physical, mental, social, and spiritual variables.

—MICHAEL JOHNS, MD, AND KENNETH BRIGHAM, MD²⁰

As we come to the close of the first decade of the 21st century, the opportunity to influence the strategic decisions that will redirect medical education and practice for the foreseeable future will encounter many challenges. Philosophies of health and disease, exciting new models of delivery and management of care, practitioner diversity and interrelationships, emerging perspectives on science

and evidence, and the teaching of analytical thinking and clinical reasoning are all under pressure to evolve. Resistance to change and eagerness for it exist simultaneously within all established systems; both perspectives represent important issues that must be addressed successfully to ensure that changes are purposeful, practical, and effective. Educational programs and leaders will be called upon to set the pace of change, identify the best models, integrate those models into existing curriculums, and advocate for widespread adoption.

We can facilitate this process by taking into account the substantial common ground that already exists among many of the leading innovative paradigms, even when they are not directly comparable in intent or in practical applications. Congruent elements can be identified, extracted, and synthesized to inform a comprehensive new model that will be compatible with both established and emerging approaches to health education and practice. In addition, there are important principles and practices that can provide a solid foundation for synthesizing these congruent elements into a workable new model.

Visualizing and implementing a fresh approach to health and disease will require collaborative efforts and systems that work to the benefit of patients and practitioners alike. In this paper, we will describe how certain key forces and concepts are critical components of a dedicated effort to achieve productive and lasting improvements in our healthcare system. We will demonstrate how the common themes in these overlapping paradigms represent fertile terrain for synthesizing a comprehensive new model. We will identify elements that must be added to the common themes to create an effective model for teaching and practice. And we will describe that new model and advance suggestions about how to strengthen and implement it. The ideas are (metaphorically) bursting out of the literature, essential tools are being developed, and the pivotal technologies are rapidly advancing—the moment is ripe with promise.

Purpose

Our overarching purpose in writing this paper is to illuminate a path toward health and vitality for patients—not an easy or straightforward task in a world of increasing complexity and epidemic levels of chronic disease (Chapter 2). ***The intention of this document is to establish the need for a new model of care and to make conscious, transparent, and usable the functional medicine model.*** We offer to academic medicine leaders, practicing physicians, and other health professionals a model that we believe will substantially improve management of disease risk and assessment—as well as treatment for the millions of patients who already suffer from complex, chronic disease—using personalized, systems-oriented, cost-effective approaches. Blending the foundational principles and practices of functional medicine with the substantial common ground that already exists in emerging models clarifies a more comprehensive and effective model of teaching and practice for medical schools, residency programs, and eventually other health profession schools. Such an ambitious goal will succeed only if the plans rest upon a solid foundation that resonates strongly with leaders and early adopters in medical education and the health professions. Strategic objectives and effective tools to guide action steps appropriately will be required. The need for change and the matching of solutions to problems must be clear and persuasive. This paper will analyze emerging trends and needs and address the power of this synthesized model to shape those trends and meet critical needs in order to help improve the education and effectiveness of healthcare practitioners and offer their patients a better path toward lifelong health.

Emerging Models

From among the creative and fascinating new paradigms, we will address six that have emerged as leaders and already claim many adherents. They share a great deal of common ground that is critical to a synthesized, comprehensive model for 21st century medicine. Each of these new models, while incomplete in itself, contains elements that help to ensure compatibility and integration into an overarching approach. These will be discussed in much greater detail in Chapter 3, but here we introduce the key concepts of each model. (There are other models of note, of course, including the Future of Family Medicine project and the Medical Home project; information on both of these is provided in the Appendix. In the body of this paper, however, we have narrowed our discussion to the models that appear to have the greatest potential impact on the actual content of care, rather than the structure of care.)

A graphic representation of some of the common themes and key concepts in these six models can be seen in Figure 2.

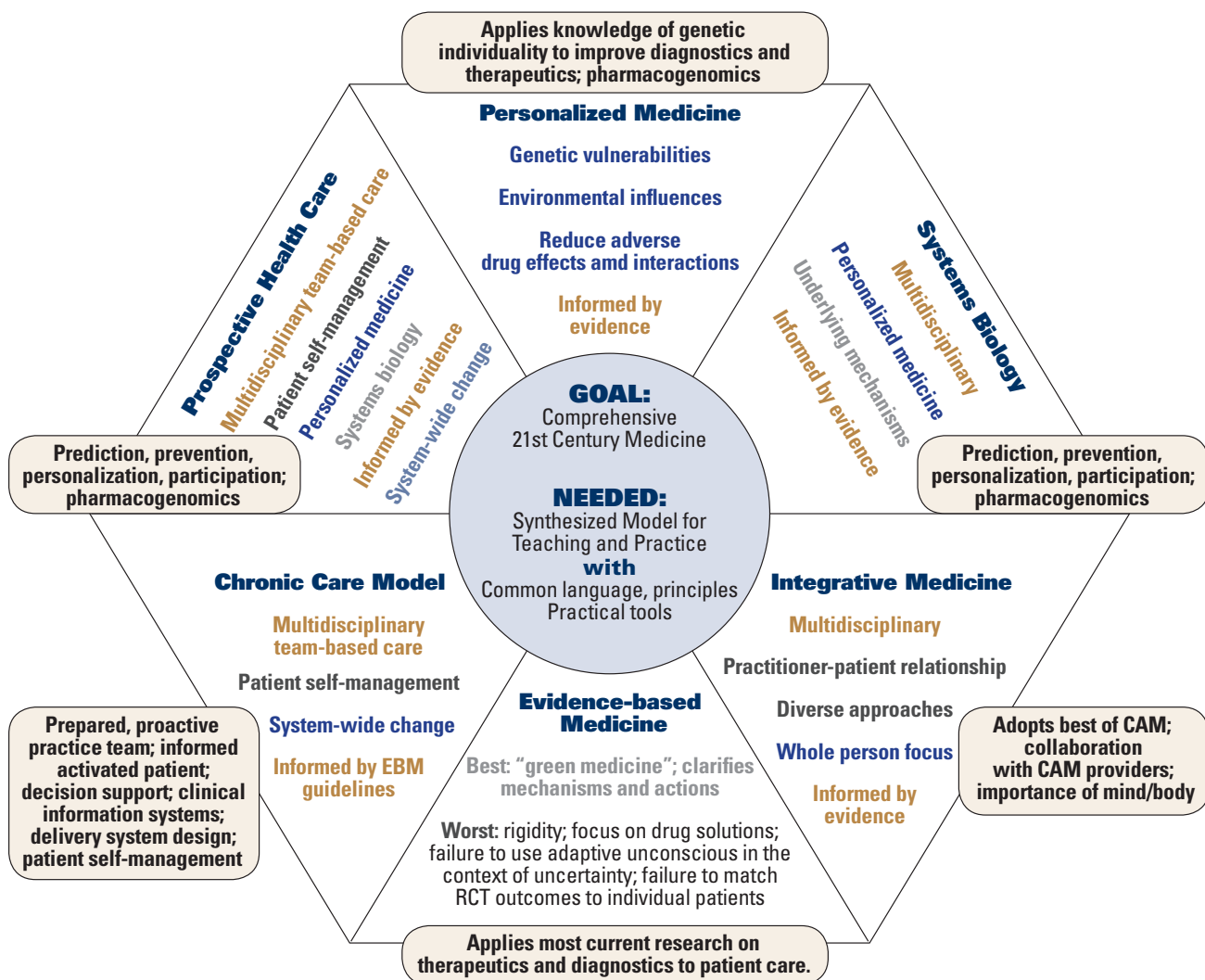


Figure 2: Common Themes and Key Concepts Among Emerging Models in Medical Education and Clinical Practice

1. Personalized medicine

Personalized medicine is often rather narrowly defined to comprise primarily the development of genetic tests to identify risk factors for adverse or unpredictable drug effects and to identify individuals who are most appropriate for certain kinds of drug therapies or diagnostic procedures.^{21, 22} This kind of assessment should certainly help to improve the matching of drugs and diagnostics to individual patients and, as a result, may also help to reduce death, disability, and costs associated with individual differences in the biotransformation of drugs and other substances.²³ However, under the rubric of personalized medicine lie many other complex issues relevant to biochemical, physiological, genetic, and environmental individuality that must also be attended to if we hope to reverse the modern epidemic of chronic disease and assist patients toward healthier lives. This broader model of personalized care has already become an explicit component of systems biology and prospective health care, and it is implicit in the chronic-care model and integrative medicine as well. Personalized medicine is critical to the future of health care.

2. Prospective health care

A bold new model for 21st century medicine called prospective health care was proposed in 2003 by Snyderman and Williams.²⁴ Pilot projects have been initiated and are being tested now at Duke University. In a 2006 article,²⁵ Snyderman and Langheier described their rationale in terms completely consistent with the focus of functional medicine for the past two decades:

Chronic diseases develop as a consequence of an individual's baseline susceptibility coupled with their exposure to environmental factors. These may trigger initiating events, leading to the accumulation of pathological changes and the onset and progression of chronic disease. Today, most health-care expenditure is focused on the later stages of this process, long after the development of many underlying pathological changes. Until recently, it could be argued that the focus on treating disease was justified because the ability to predict, track, and prevent its onset was not technically feasible. This is no longer the case, and the emerging sciences of genomics, proteomics, metabolomics, medical technologies and informatics are revolutionizing the capability to predict events and enable intervention before damage occurs. Personalized risk prediction and strategic health-care planning will facilitate a new form of care, which we have called "prospective health care."

Including the same four elements as systems biology (prediction, prevention, personalization, and participation), prospective health care offers a much broader perspective, describing structural and procedural transformations that must also occur in reimbursement, research, risk management assessment, record keeping, and the delivery of care.²⁶ The thrust of these changes is "toward managing disease risk and providing personalized care for chronic and acute disease."²⁷

3. Chronic-care model

The full chronic-care model (CCM), first conceived in 1993, was formally presented in a 2001 publication by Wagner et al.²⁸ Since that time, it has undergone serious study, implementation, and revision to accommodate experiences in clinical settings and findings from research. Emerging evidence has shown fairly conclusively that patient outcomes in a variety of chronic conditions can be improved whenever substantive progress is made on integrating the elements of this model into clinical practice. Core elements include:

- ⊗ Productive interactions between informed, activated patients and prepared practice teams
- ⊗ Effective patient self-management strategies
- ⊗ Delivery system redesign (team approach; multidisciplinary, planned interventions instead of acute, reactive interventions; use of case managers; regular follow-up)
- ⊗ Decision support (integration of evidence-based guidelines into the flow of clinical practice so that information to support clinical decision making is readily available)
- ⊗ Clinical information system (the use of a database and other resources that bring timely, relevant information to both physicians and patients)
- ⊗ Community resources and policies

CCM has in common with prospective health care a strong emphasis on redesigning the systems that support and shape clinical practice. Both have explicit emphases on a team approach to chronic care, the necessity of patient self-management, and the urgent need to involve community resources and attract the attention of policymakers.

4. Evidence-based medicine

Evidence-based medicine (EBM) is “the conscientious, explicit, and judicious use of current best evidence in making decisions about the care of individual patients. The practice of EBM means integrating individual clinical expertise with the best available external clinical evidence from systematic research.”ⁱ

We include EBM in the analysis of emerging models because of its growing influence on clinical practice and medical education. Although it is not, in and of itself, a type of medical education or clinical practice, at its best it can provide practitioners and healthcare delivery organizations with more current and focused decision support through the integration of relevant research findings into clinical decision making. Although EBM is intended to reduce uncertainty and improve the consistent use of best practices in patient care, experimental designs have not yet caught up with the complexity of chronic disease, the multiple needs and diverse presentations of patients in the clinical setting, and the multifactorial interventions that are required to address such diversity and

ⁱUsed with permission of the Centre for Evidence-based Medicine. A more expanded definition of Evidence-based medicine is included in the Appendix.

complexity.²⁹ EBM cannot replace analytical thinking, clinical reasoning, and clinical experience,³⁰ although sometimes it is presented as doing just that. Improperly applied, EBM can place patients in serious jeopardy.³¹ Ideally, it can be used to increase practitioner effectiveness if its strengths are appropriately utilized and its limitations are clear: “The methods of EBM do not supply ‘correct’ answers but rather information that can improve clinical judgment.”³² Ultimately, the appropriate use of EBM relies on a more precise definition of what constitutes relevance and best evidence for each individual patient encounter.

5. Systems biology

The Institute for Systems Biology in Seattle, Washington, identifies four factors that comprise its field: prediction, prevention, personalization, and participation. Although elsewhere systems biology is not defined quite so broadly, it is useful to consider it through this wide-angle lens, for it makes readily apparent the interconnections with integrative medicine, prospective health care, and personalized medicine that open the door to a synthesized model. Systems biology as currently pursued focuses primarily, as does personalized medicine, on genetic mechanisms in drug responses, but given a broad vision—and the will and funding to execute on that vision—it could become the scientific engine driving clinical medicine toward the model we are proposing. A more detailed description from the Institute for Systems Biology’s Web site is provided in the Appendix.

6. Integrative medicine

In the years since 1999, when eight academic medical institutions first met to discuss the emerging field of integrative medicine, active participation among academic medical centers has grown dramatically. Now more than 40 institutions are members of the Consortium of Academic Health Centers for Integrative Medicine (CAHCIM), comprising many of the finest medical schools in the country, with several having endowed centers or foundations to support expanded development in the field. Their collective mission is:

...to help transform medicine and health care through rigorous scientific studies, new models of clinical care, and innovative educational programs that integrate biomedicine, the complexity of human beings, the intrinsic nature of healing and the rich diversity of therapeutic systems.³³

Their definition of integrative medicine is:

...the practice of medicine that reaffirms the importance of the relationship between practitioner and patient, focuses on the whole person, is informed by evidence, and makes use of all appropriate therapeutic approaches, healthcare professionals and disciplines to achieve optimal health and healing.


³³See list of CAHCIM members in the Appendix.

Several elements of integrative medicine are highly relevant to the model proposed in this paper:

- ⊕ The openness to new diagnostic and therapeutic strategies (e.g., nutrients, botanicals, mind-body interventions, acupuncture) and to cooperation with health professionals from other disciplines signals an important readiness to develop a fully integrated healthcare model—one in which the patient is the central focus and all practitioners have in common certain critical elements of language, philosophy, and clinical practice.
- ⊕ The commitment to adopt innovative approaches in education is essential to the transformation of medicine.
- ⊕ The emphasis on the value of practitioner-patient relationships and the focus on the whole person will play a significant role in the medicine of the future. These values—formerly so intrinsic a part of medicine that they went almost unnoticed—are receiving renewed attention now that their disappearance from much of medical care has become apparent. They are absolutely vital components of a transformed approach to health care.

Summary

In this white paper, we will establish the need for a new model of education and care; we will address forces that may represent obstacles to change; and we will explore the key concepts and elements already present in science and medicine that are ripe for synthesis into a new, more comprehensive model. Our goal is to make improvement in medical education programs and clinical practice *feasible* – not in an abstract or ideal sense, but in the real world with all its resistance to change and discomfort with emerging concepts. To that end, funding has already been secured for the development of a pilot project for adapting the model to medical education. Before being finalized, each phase of the project will be reviewed by a small group of leaders within academic medicine who are interested in achieving a major shift in medical education, so that we tailor our recommendations to the audience with as close a fit as possible. Our aim is nothing short of inspiring system-wide change—the transformation of medicine is imminent, it is urgently needed, and it is entirely possible.



Chapter 2

THE CHANGING MEDICAL ENVIRONMENT

Background

There are, literally, innumerable facts and statistics available with which to describe and analyze health and health care. Any discussion must of necessity be based on a selected subset of the data and, thus, subject to the bias of the authors. We have, for example, omitted such critical issues as the reimbursement structure, governmental regulatory influences, health disparities, environmental degradation, and the uses of technology—all topics on which reams of important material have been written. Our goal here is not to cover everything that is either problematic or of value within the medical environment, but to concentrate our thinking on well-established data that help to illuminate an overarching problem—that we are losing the battle against chronic disease and that fundamental change will be required to improve our performance.

Global and economic issues

The healthcare system is influenced by increasingly complex and varied issues. Although many of these are beyond the scope of this paper, we would be remiss if we did not at least acknowledge their importance:

- ✦ The growing ethnic diversity of the U.S. population poses challenges of communication, varied beliefs and preferences about treatment, and the adverse impact of the standard American diet (SAD) on genetically vulnerable populations. [An excellent overview of emerging global health issues that are brought to the U.S. by immigrant populations can be found in the July/August 2008 issue of *Health Affairs*, which focuses on India and China. These articles demonstrate unequivocally that health issues in the developing countries parallel those of the developed world, as affluence, sedentary lives, and fragmentation of communities increase while food quality and diversity decrease.]

- ⊗ The transmissibility of new diseases (e.g., avian flu) between species and across the world's continents poses a special challenge to both acute and chronic care.³⁴
- ⊗ Economic shifts that are strongly affected by global markets could have profound effects on the U.S. model of healthcare financing, an issue that has been under considerable scrutiny for many years already. Increasingly, the evidence identifies our patchwork approach to reimbursement as a considerable barrier to equitable and effective care.³⁵
- ⊗ Importation and transportation of foods, prescription drugs, botanicals, and nutraceuticals among countries with widely differing quality control and environmental standards will affect virtually every citizen over time.

While we focus in this paper on models for clinical practice and medical education, we should keep the above issues in mind, because they will continue to influence both the healthcare system and individual health.

The pharmaceutical and acute-care models

The acute-care model is characterized by rapid differential diagnosis aimed at prescribing a drug (or procedure) that will ameliorate the patient's presenting symptoms and avert the immediate threat.³⁶ It minimizes the involvement of the patient, who functions as a mostly passive recipient of the procedure or prescription.³⁷ It is not a model that reimburses the practitioner for looking into why the patient became ill, or whether she/he will be back many times for ramifications of the same underlying problem.³⁸ Instead, it prioritizes quick solutions to the most pressing problems. It is, of course, absolutely essential in emergency and hospital-based care, but difficulties arise when this model is applied to ongoing, community-based care, a process that accelerated under the managed-care movement (which turned

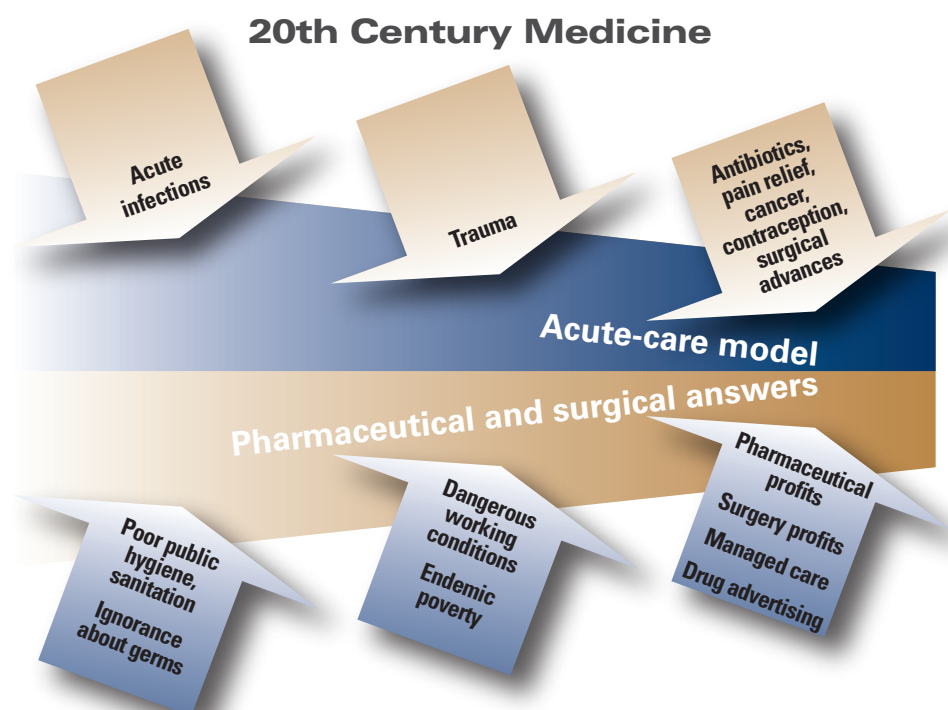


Figure 3:
Forces Narrowing the Focus of 20th Century Medicine

out to be far more about managing costs than managing care) and the direct-to-patient advertising of drugs. With hindsight, it seems as though everything has been pushing the system toward this narrowed focus, regardless of fit (Figure 3).

The advances achieved by drugs in curing acute infections and managing some of the most threatening diseases mankind has faced were dramatic in the last century. The extended romance with pharmaceutical medicine, which first blossomed in the early 1930s when penicillin began to cure previously intractable infectious diseases, has now dominated medicine and medical education for more than seven decades. From depression to diabetes, from heart disease to asthma, the search for therapeutic compounds that can be patented as drugs continues unabated. The accompanying financial incentives have attracted (and perhaps distracted, see **Sidebar**) some of the best minds and most influential leaders in research and medical education, including those engaged in the development of systems biology and personalized medicine, both of which are primarily focused on pharmacogenomics at this time (see Chapter 3 and the Appendix for more information on these models).

Costs and Performance in the Battle for Health

It is discouraging to note that among the vast array of peer-reviewed medical research reports published every year, there is so little that addresses whether the overall health of the population shows an adequate positive response to current medical treatment. Thousands upon thousands of studies compare one drug to another without ever acknowledging that Americans are far less healthy—at far greater cost—than their counterparts in the rest of the industrialized world. The reduction in deaths from, for example, heart disease is emphasized,⁴⁵ while the fact that we have failed to prevent CVD—even while reducing, through drugs, the prevalence of CVD risk factors such as hypertension and high cholesterol⁴⁶—is too often ignored. In fact, we must turn primarily to philanthropic or governmental agencies for data and analyses that reveal the scope of the failure. “The Milken Institute recently estimated that the most common chronic diseases cost the economy more than \$1 trillion annually, mostly from lost

Research Bias: The Pharmaceutical Hegemony in Funding and Focus

Opportunities lost are perhaps the greatest concern in the dominance of the pharmaceutical research model. Too often, the search for drugs that will pay off for investors and executives of pharmaceutical companies determines the research agenda. Rather than being driven by patient needs, public health priorities, or scientific curiosity about mechanisms and pathways, the profit motive is the driver of the research agenda,³⁹ and the gains to science and health are collateral outcomes, not central purposes. Lest we think this is trivial, consider that 70% of the money for clinical drug trials in the U.S. comes from the pharmaceutical industry.⁴⁰

“Scientifically, a neutral or negative trial is as valuable as a positive one, although commercially this is clearly not the case.”⁴¹ Unless all results are available to the scientific community, the evidence record about those drugs that are investigated can be significantly skewed by the absence of negative or neutral findings. The value to academic researchers (and their institutions) of bringing in large clinical trials with drug company funding may be very significant; promotions, recognition, and supplemental income provide a triple-threat incentive that is virtually impossible to ignore when considering research priorities.^{42, 43}

Many studies have shown a bias toward positive results when the research was funded by the drugs’ manufacturers.⁴⁴

worker productivity, which could balloon to nearly \$6 trillion by the middle of the century.”⁴⁷ If nothing else, that estimate alone should galvanize us to action!

The broad education in science and clinical arts that physicians experience today is expressed in clinical practice through a constricting and linear process that is primarily aimed at naming a drug of choice for the patient at hand.⁴⁸ Unfortunately, 50 years of such practices have failed to stem the rising tide of chronic diseases among both young and old,⁴⁹ while related problems have emerged to cause great concern:

- ⊗ The **cost of care** is unmanageably high and rising,⁵⁰ driven by the high costs of hospitalization⁵¹ and drugs,^{52, 53} but also fueled by increasing prevalence of complex, chronic disease at all ages of the population.^{54, 55} It is estimated, for example, that more than half of all Americans suffer from one or more chronic diseases,⁵⁶ and that the 8 million Medicare beneficiaries who have five or more chronic conditions accounted for over two-thirds of the program’s \$302 billion in spending in 2004.⁵⁷

The Milken Institute report, *An Unhealthy America* (October 2007), provides the following food for thought:

To quantify the potential savings from healthier lifestyles and plausible but modest advances in treatment, we compared a “business-as-usual” baseline scenario with an optimistic scenario that assumes reasonable improvements in health-related behavior and treatment. The major changes contemplated here are weight control combined with improved nutrition, exercise, further reductions in smoking, more aggressive early disease detection, slightly faster adoption of improved therapies, and less-invasive treatments....

Across the seven diseases, the optimistic scenario would cut treatment (direct) costs in 2023 by \$217 billion.... And the cumulative avoidable treatment costs from now through 2023 would total a whopping \$1.6 trillion. Note that this would be a gift that keeps on giving, saving hundreds of billions annually in the years beyond 2023.

All told, our analysis implies that modest reductions in avoidable factors—unhealthy behavior, environmental risks, and the failure to make modest gains in early detection and innovative treatment—will lead to 40 million fewer cases of illness and a gain of over \$1 trillion annually in labor supply and efficiency by 2023. Compared to the costs we project under the business-as-usual scenario, this represents a 27 percent reduction in total economic impact.

- ⊗ Table 1 displays the **bookends of health: rankings on infant mortality and life expectancy**. The U.S. makes a very poor showing on both, particularly for a country whose citizens have been taught to believe they have the best health care in the world. The U.S. spends twice the median per-capita costs calculated by the Organization for Economic Cooperation and Development (OECD),⁵⁸ has extraordinarily poor outcomes for such a massive investment,⁵⁹ and does not even provide coverage for all its citizens (an estimated 47 million currently uninsured⁶⁰; 75 million under- and uninsured combined⁶¹).

Table 1. Infant Mortality and Life Expectancy Rankings of the United States

Ranking	Country	Infant Mortality ¹	Country	Life Expectancy ²	Ranking
1	Sweden	2.8	Japan	81.4	1
2	Japan	3.2	Switzerland	80.6	2
3	Finland	3.5	Sweden	80.6	3/4
4	Norway	3.6	Australia	80.6	3/4
5	Czech Republic	3.9	Canada	80.3	5
6	Germany	4.1	Italy	79.9	6/7
7	France	4.2	France	79.9	6/7
8	Spain	4.3	Spain	79.8	8
9	Switzerland	4.3	Norway	79.7	9
10	Austria	4.5	Israel	79.6	10
11	Denmark	4.5	Greece	79.4	11
12	Australia	4.6	Austria	79.2	12
13	Canada	4.6	New Zealand	79.0	13/14
14	Portugal	4.9	Germany	79.0	13/14
15	United Kingdom	5.0	United Kingdom	78.7	15
16	Ireland	5.2	Finland	78.7	16
17	Greece	5.3	United States	78.0	17/18/19
18	Italy	5.7	Denmark	78.0	17/18/19
19	New Zealand	5.7	Cyprus	78.0	17/18/19
20	Korea, South	6.1			
21	United States	6.4			

1. Infant deaths per 1,000 live births.

2. Life expectancy at birth, in years, both sexes.

Source: U.S. Census Bureau, International Database.

From: <http://www.infoplease.com/ipa/A0004393.html>

Information Please® Database, © 2007 Pearson Education, Inc. All rights reserved.

- ⊗ The “**quick fix**” **mentality** that drug dependence has fostered in patients creates an unhealthy cycle that drives further drug dependence. Sensible and distinguished voices calling for major long-term investments in helping people establish healthy behaviors and in ensuring a healthy planet have heretofore been mostly ignored in the struggle for attention and funding. And yet, with only a few exceptions, the development of chronic disease is predominantly influenced by multiple interactions between genes and environment experienced over many years; neither factor alone is enough—the genes must be plunged into an adverse environment to express disease and they must be rescued from such environments to restore health (not just suppress symptoms):
- **Walter Willett:** “For most diseases contributing importantly to mortality in Western populations, epidemiologists have long known that nongenetic factors have high

attributable risks, often at least 80 or 90%, even when the specific etiologic factors are not clear.”⁶²

- **Kenneth Thorpe:** “Health behavior such as overconsumption of food, lack of exercise, smoking, and stress accounts for 40% to 50% of morbidity and mortality.”⁶³
- **Robert Heaney:** “Discerning the full role of nutrition in long-latency, multifactorial disorders is probably the principal challenge facing nutritional science today. The first component of this challenge is to recognize that inadequate intakes of specific nutrients may produce more than one disease, may produce diseases by more than one mechanism, and may require several years for the consequent morbidity to be sufficiently evident to be clinically recognizable as ‘disease.’”⁶⁴
- ⊗ Drug-resistance phenomena,⁶⁵ **adverse drug reactions**,⁶⁶ and adverse interactions between drugs and foods,⁶⁷ drugs and botanicals,⁶⁸ and drugs and other drugs⁶⁹ now affect millions of lives each year and are a cause of death in unprecedented numbers.⁷⁰ Rates of visits to provide care for adverse drug reactions increased by one-third between 2001 and 2004.⁷¹

On a deeper level, the drug paradigm—and the most rigid part of the evidence-based movement that supports it—may adversely affect clinical judgment. To minimize time spent with patients, physicians are forced to focus on prescribing the “right” drug. Very often, however, the evidence about the “right” drug rests on studies that do not reflect a real patient population as seen in clinical practice⁷²; multiple comorbidities, for example, are usually excluded from RCTs.^{73, 74} Until very recently, nearly all clinical trials failed to account for variations in individual biochemistry and physiology, as well.^{75, 76}

This shift toward rapid prescribing results in a de-emphasis on establishing therapeutic relationships and exploring the patient’s story. Time pressures applied by reimbursement entities make it very difficult to do the analytical thinking that develops broad pattern-recognition abilities. Immensely valuable clinical skills for managing complex, chronic disease and multiple comorbidities are thus being sidelined; as that happens, fears about innovation and creativity surface, a retreat to dogma and linearity becomes apparent, and the idea that the job of medicine is to find the right drug(s) for the most parsimonious diagnosis preoccupies mainstream thought. Such forces separate the physician from many analytical and inferential skills that are likely to be extremely useful in the search for common underlying pathways of chronic disease and for new approaches designed to intervene where such disease actually originates—in the patient’s unique mix of biochemistry, genetics, and environment.

The focus on drugs could be considered both cause and effect of the dominance of the acute-care model that has come to characterize medicine today. As the challenges of infectious disease and trauma gave ground to advances in drugs and surgery, startling successes strengthened the belief that modern medicine would eventually conquer most diseases with those tools, a perspective that only intensified as the profits to be made from drugs and surgery became a magnet for both individuals and institutions. Few scientists or physicians in the 1950s and 60s foresaw a moment when the challenge of chronic disease would swamp the healthcare system and prove resistant to the miracles of 20th century medicine.

Now, however, in the 21st century, we are fully aware that *complex, lifelong interactions between our genes and environmental degradation,*⁷⁷ *unhealthy diets*⁷⁸ (fueled by changes in both eating habits and food supply⁷⁹), *stress*,^{80, 81, 82} *sedentary lives*,⁸³ and *social fragmentation of families and communities*⁸⁴ have surged to the forefront as interwoven causes of chronic disease that are not amenable to treatment with an acute-care model. (Figure 4 depicts the pressures that are forcing a broader process of clinical thinking and care.) With an aging population, these effects are present through many more years of life and thus become impressive cost drivers (see, for example, the Medicare data in Figure 5). The system must expand to address these interconnected trends. Broad-based pattern-recognition and communications skills will be needed to prevent, treat, and reverse the declining function associated with these pervasive influences. We must transform our system of health care through new models for medical education, acute and chronic disease management, research, health insurance, and fiscal responsibility.

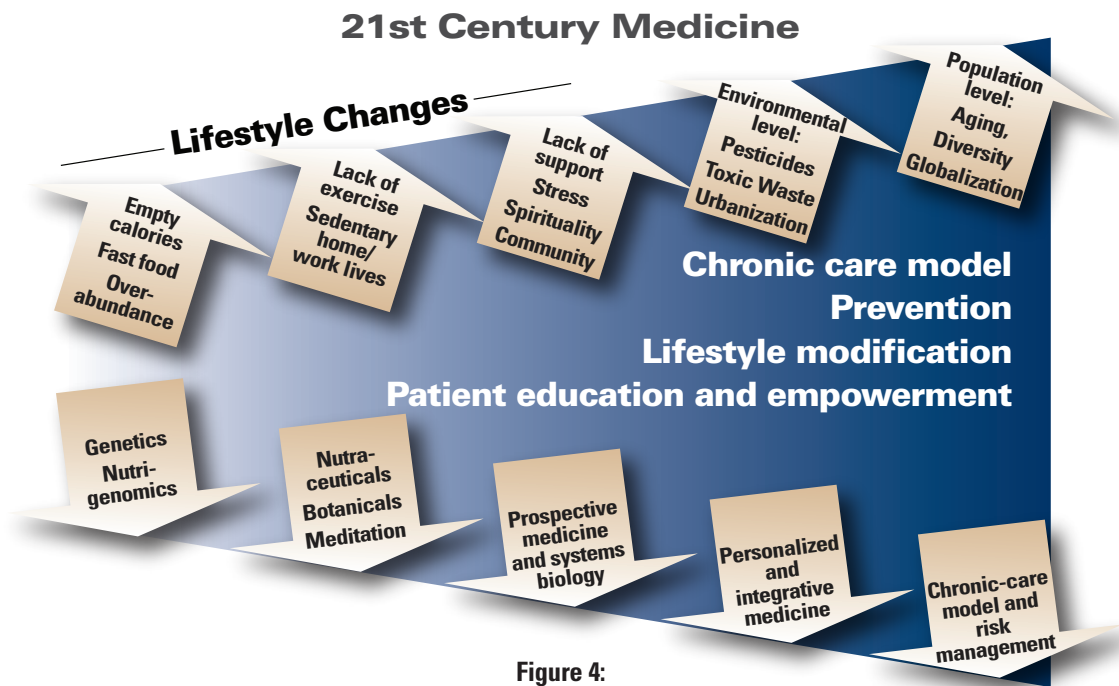


Figure 4:
Forces Expanding the Focus of 21st Century Medicine

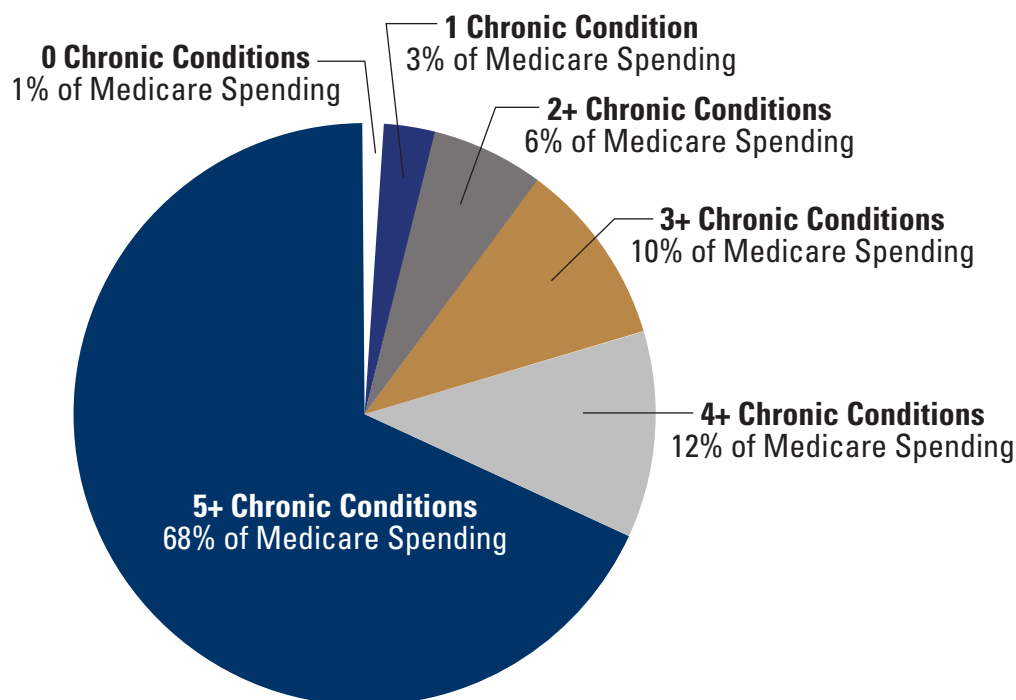


Figure 5:
Medicare Spending as a Function of Number of Chronic Conditions

Data from Chronic Conditions: Making the Case for Ongoing Care. Johns Hopkins University and The Robert Wood Johnson Foundation: Partnership for Solutions, September 2004.

The seemingly intractable poor performance of American medicine on a wide range of health measures^{85, 86} forces us to pose some critical questions:

- ❖ Does the investment in a paradigm that identifies drugs as the treatment of choice across a broad array of diagnoses still produce the same returns on investment that were achieved in earlier decades?
- ❖ Is a system that seeks to reduce doctor-patient face time to the fewest possible minutes, and that measures effectiveness by how little time and money are spent, going to enable us to address population-wide health needs in the century ahead?
- ❖ Does the acute-care model respond appropriately to the needs of patients already suffering from complex, chronic disease and multiple comorbidities, as well as to the exigency of preventing those diseases for currently healthy people and future generations?

We suggest that not only is the evidence persuasive that the answer to those questions is “no,” but that the continued almost exclusive reliance on pharmaceutical answers to an epidemic of complex, chronic disease may constitute an unintended rejection of some practices critical to improving our response to today’s urgent problems.

Changing Patterns: From Acute to Chronic Disease

The changes in mortality and morbidity in the United States over the last century have been described as a shift from an age of “pestilence and famine” to an age of “degenerative and man-made diseases.”⁸⁷ In other words, infections and undernutrition as relatively straightforward causes of illness and (often early) death have been overwhelmingly superseded by chronic, degenerative conditions caused by multiple, complex influences. In addition to the discovery and development of antibiotics, the great achievements of the public health system⁸⁸—vaccinations; safety in municipal water and sewage systems, foods, medicine, workplace, highways and motor vehicles; prenatal and pediatric care; reduction in smoking—were among the most critical factors in making this shift, particularly in the first half of the 20th century.

Medicine’s focus on the development of a sophisticated and multifaceted pharmaceutical war chest to cope with infectious disease achieved many notable successes. Unfortunately, infectious disease still has an uncomfortable persistence—a way of breaking out in a different guise just when it was thought to be under control—witness the emergence of AIDS, the ability of bacteria and viruses to become resistant to drug treatments, and the ever-evolving influenza virus, to name a few examples. There is no question, however, that pneumonia, influenza, tuberculosis, and diarrhea/enteritis (the leading causes of death in the United States in the early 1900s) have been replaced by heart disease, cancer, and cerebrovascular disease at the top of the mortality list.⁸⁹

The tremendous advantage of this shift is that we can live much longer with chronic than acute diseases.ⁱⁱⁱ Cardiovascular disease (CVD), for example, is the biggest killer,^{iv} even though three of its four primary risk factors (hypertension, hypercholesterolemia, smoking) have been significantly reduced.⁹⁰ Unfortunately, the fourth, diabetes, has increased.⁹¹ Pharmaceutical and surgical interventions have evolved to address both secondary prevention and symptom management. The upshot of this massive, long-term effort is that people with CVD are living longer and the incidence of death from this disease has substantially decreased.⁹²

We could stop there and declare victory, but that would be tragically shortsighted. Although we have reduced the mortality associated with many serious chronic diseases, the prevalence of, for example, cancer, diabetes, asthma, and heart disease—and the conditions that precede and perpetuate them—has grown, rather than diminished. Rising disease prevalence is complex, of course, composed of at least three primary factors: “...a rise in the population prevalence of disease, changes in clinical thresholds (and awareness) for treating and diagnosing disease, and new technologies that allow physicians to treat additional patients with a particular medical condition. A rise in total disease prevalence (both diagnosed and undiagnosed) is associated with changing population risk factors such as obesity. For instance, among adults ages 20–74, obesity prevalence increased from 14.5% (1976–1980) to 30.4% 20 years later (1999–2000). During the same period, total diabetes prevalence, which is clinically linked to obesity, increased 53%, and diagnosed (treated) diabetes prevalence increased 43%.”⁹³

ⁱⁱⁱIn the last century, overall life expectancy has risen from 51 to 79.4 years for women and from 48 to 73.9 years for men. Source: Chapter on Human Health, EPA Report on the Environment, 2003. Available at <http://www.epa.gov/roe/roe/html/roeHealthSt.htm>.

^{iv}“According to the NCHS, if all forms of major CVD were eliminated, life expectancy would rise by almost seven years. If all forms of cancer were eliminated, the gain would be three years.” Heart Disease and Stroke Statistics—2008 Update, American Heart Association. Cited source: U.S. Decennial Life Tables for 1989–91, Volume 1, No. 4. Eliminating Certain Causes of Death, 1989–91. NCHS, September 1999.

The Role of Obesity in Chronic Disease

Focusing on the role of obesity in chronic disease could pay untold dividends. “[O]ne of the most heritable of human traits,”⁹⁴ obesity is also profoundly influenced by lifestyle and environment.⁹⁵ It fuels (and can be exacerbated by) chronic diseases with high morbidity as well as mortality—cancer, diabetes (now projected to touch 30-40% of all Americans during their lifetimes), heart disease, and depression. As an outcome of the rise in diabetes and other obesity-driven diseases, Olshansky et al. made the shocking projection in 2005 that “... the steady rise in life expectancy during the past two centuries may soon come to an end.”⁹⁶ In other words, if current trends continue unchecked, future generations will have shorter and less healthy lives than the adults of today.

The urgency of this situation is underscored in many compelling—and poignant—scientific papers that highlight some of the profound effects of the obesity epidemic on all age groups:

- » **Elderly:** “Obese seventy-year-olds will live about as long as those of normal weight but will spend more than \$39,000 more on health care. Moreover, they will enjoy fewer disability-free life years and experience higher rates of diabetes, hypertension, and heart disease.”⁹⁷
- » **Adults:** “Two-thirds of adults in the United States today are obese or overweight.”⁹⁸ “...the prevalence of diagnosed type 2 diabetes mellitus continued to increase concurrently with increases in obesity.”⁹⁹

The current (and growing) dominance of chronic and degenerative diseases in the population is accompanied by many grave problems in addition to shortened life expectancy for today’s children: increasing disability over time, lowered quality of life, and far greater costs—both for direct treatment and as a result of important factors such as lowered productivity, reduced income due to early disability, and the cost of supporting disabled people in society for many years. As discussed above, the cost of simply treating—with all the tools and expertise at our command—the current epidemic of chronic disease threatens to either bankrupt us or to displace resources needed for other urgent priorities such as education, infrastructure, social security, defense, research, and countless other vital activities.

We also know with greater certainty that longer life without vitality and health imposes a considerable burden in addition to the costs of treatment:

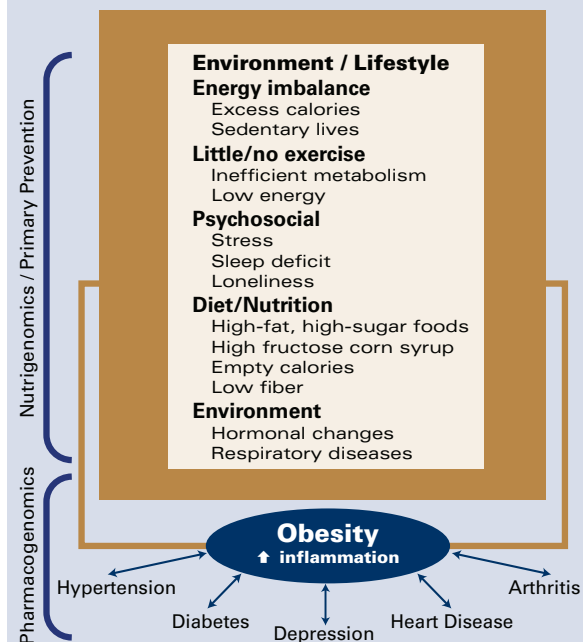
- ❶ Depression is strongly associated with chronic disease; it has become one of the world’s most common conditions and results in severely decreased quality of life and increased direct and indirect costs.¹⁰⁵
- ❷ Overall health-related quality of life (HRQOL) has gone down as chronic disease rates have risen. The Mortality and Morbidity Weekly Report Surveillance Summaries reported that “during 1993-2001, the mean number of physically unhealthy days, mentally unhealthy days, overall unhealthy days, and activity limitation days was higher after 1997 than before 1997. ...Adults increasingly rated their health as fair or poor and decreasingly rated it as excellent or very good.”¹⁰⁶
- ❸ Prolonged stress is exerted on families that provide care for disabled elders. “An estimated 16 million Americans—more people than live in all of New England—find themselves ‘sandwiched’ between two generations, struggling to raise their kids while caring for an aging loved one. That number is about to explode: In 25 years, there will be 60 million Americans between the ages of 66 and 84, many of them needing full- or part-time care.”¹⁰⁷

- ⊕ Creativity and innovation are lost to underemployment or unemployment and the shrinking work force must support an increasingly disabled aging population for many more years.

We can and should feel grateful that the threat of acute disease decreased so substantially over the last century and, concomitantly, that our life expectancy increased dramatically. We must also recognize, however, the urgent need to redirect some of our healthcare dollars, energy, expertise, and time toward stopping and ultimately reversing the spread of chronic disease. While it is certainly true that we all must die of something, and conquering acute disease made space for chronic diseases to rise to the top of the mortality charts, we cannot allow our much longer lives to be increasingly haunted by unprecedented rates of chronic disease and its accompanying disability, depression, and sharply rising costs. Instead of spending all our resources on managing symptoms and secondary prevention, we must turn our attention to causal factors. We know with steadily increasing confidence and knowledge that the primary driver of chronic disease is the interaction among genes, activities of daily living (lifestyle), and the environment. Describing a model that folds that very general awareness into actual clinical practice, enabling physicians to acquire effective skills and tools for addressing the unique pattern of each individual patient's life and health, is the ultimate goal of this paper.

- » **Adolescents:** "...extrapolation from current data suggests that adolescent overweight will increase rates of CHD among future young and middle-aged adults, resulting in substantial morbidity and mortality ... more than 100,000 excess cases of CHD attributable to the increased obesity."¹⁰⁰
- » **Children:** Type 2 diabetes, previously almost unheard of in children, "...has become common among the pediatric age population, accounting for ~40% of all diabetes diagnosed."¹⁰¹

A (highly simplified) model of the multiple, complex influences that create obesity and associated chronic diseases:



If we concentrate our resources at the bottom of the diagram, on pharmacogenomics, we have already lost the battle; chronic disease is already entrenched and the costs of treating it will only rise.

The Role of Obesity in Chronic Disease, continued

It is important to note, however, that there is no precise, predictive formula. One person's obesity is not identical in cause, signs and symptoms, or secondary outcomes to another's, and thus both treatment and prevention must be individualized to accommodate the genetics, lifestyle, and environment of each patient. Any model for managing chronic disease that does not address all of these components will fall short in comprehensiveness and effectiveness. In a 2008 publication in *Circulation*,¹⁰² the American Heart Association described a comprehensive population-based approach to preventing obesity, including the following key strategies (among others):

- » Prevention at the population level, with emphasis on key risk subgroups
- » Differentiating environmental and policy approaches from clinically-based interventions
- » Use of an ecological model that “includes multiple layers of influences on eating and physical activity across multiple societal sectors”

Often in medicine the marshaling of substantial and focused resources to fight a public health problem waits upon the research agenda. While there are many questions yet to be answered about how and why obesity develops and how and why it is such a risk factor for other serious diseases, it is a long and expensive process to test and verify strategies for prevention and treatment.¹⁰³ We cannot afford

Improving the Response to Chronic Disease

Chronic disease is now the principal cause of disability and use of health services and consumes 78% of health expenditures. (p. 1057 in the publication cited) [D]eveloping a different way to practice medicine for chronic disease is at the heart of any solution to the problem. (p. 2975, a reply to letters generated by the cited publication)

—HALSTEAD HOLMAN, MD, JAMA, 2004¹⁰⁸

The burden of harm conveyed by the collective impact of all of our health care quality problems is staggering. It requires the urgent attention of all the stakeholders: the health care professions, health care policymakers, consumer advocates and purchasers of care. The challenge is to bring the full potential benefit of effective health care to all Americans while avoiding unneeded and harmful interventions and eliminating preventable complications of care. Meeting this challenge demands a readiness to think in radically new ways about how to deliver health care services and how to assess and improve their quality. Our present efforts resemble a team of engineers trying to break the sound barrier by tinkering with a Model T Ford. We need a new vehicle or perhaps, many new vehicles. The only unacceptable alternative is not to change.

—MARK CHASSIN, MD, MPH; IOM NATIONAL ROUNDTABLE ON HEALTH CARE QUALITY, JAMA, 1998¹⁰⁹

The three arenas in which fundamental change is required in order to improve both prevention and treatment of chronic disease are medical education, clinical care (which is conditioned by medical education), and consumer/patient behavior. This paper focuses primarily on clinical care.

Medical education

The Institute of Medicine report, *Crossing the Quality Chasm*, in the chapter on “Preparing the Workforce” (p. 213) observes: “Despite changes that have been made, the fundamental approach to medical education has not changed since 1910.”¹¹⁰ The report also addresses some of the factors that make changing medical education very difficult. However, it does not directly address the imperative to integrate creative and innovative approaches to chronic disease into the process. Medical education must teach physicians to quickly and skillfully differentiate situations requiring an acute-care intervention from those presenting the very different challenge of complex, chronic disease. Once that

differentiation is achieved, then physicians must be given new tools, information, and skills with which to address the common comorbidities and complexities of chronic disease. Key concepts that underlie and will facilitate these fundamental changes are presented in Chapters 4 and 5 of this paper.

Clinical care

Changes in the roles of both patients and clinicians are critical to transforming our healthcare system. Chapter 4 addresses “The Clinician’s Dilemma”: how to practice in such a way that both the continuing advances of science and the essential art of medicine are integrated seamlessly into clinical practice, neither overshadowing the other. Clinicians must improve their capacity to incorporate important emerging evidence into a personalized, systems-oriented model of care, within the context of a strong healing partnership with patients. Chapter 5 presents the functional medicine model and methods that facilitate this evolution as well as an approach to establishing and strengthening the healing relationship. Two cases that exemplify the process are presented.


Consumer (Patient) needs and preferences

The growth and sustained energy of consumer interest in alternative and complementary medicine over the last quarter century is one indicator of the desire patients have for a different kind of healthcare system. Although not addressed directly in this paper, healthcare consumers must be assisted to take a lifelong interest in the forces that push each of us toward health or disease. As difficult as it is for physicians and other health practitioners to alter their mode of practice, that’s how difficult it is for patients to alter their mode of living to maximize the prospects of health and minimize the risks of disease. These changes represent a major undertaking and we will not be successful unless both consumers and providers of health care commit to a long-term, sustained effort.

that delay; there are far too many lives at stake. Dr. Richard Horton, editor-in-chief of *The Lancet*, addressed this issue in an editorial titled, “The Precautionary Principle”:

*We must act on facts, and on the most accurate interpretation of them, using the best scientific information. That does not mean we must sit back until we have 100% evidence about everything. Where the state of the health of the people is at stake, the risks can be so high and the cost of corrective action so great, that prevention is better than cure. We must analyze the possible benefits and cost of action and inaction. Where there are significant risks of damage to the public health, we should be prepared to take action to diminish those risks even when the scientific knowledge is not conclusive, if the balance of likely costs and benefits justifies it.*¹⁰⁴

We must act in concert with emerging research, being willing and able to adapt as new information becomes available. That is why we need a model of care that is comprehensive, yet flexible; science-based but not rigidly bound to an imperfect and incomplete evidence base; personalized and holistic. That model will be presented and discussed in Chapters 4 and 5.



Chapter 3

EMERGING MODELS

Personalized Medicine

*If it were not for the great variability among individuals,
medicine might as well be a science, not an art.*

—SIR WILLIAM OSLER, 1892

What is it?

Personalized medicine can be described as the effort to define and strengthen the art of individualizing health care by integrating the interpretation of patient data (medical history, family history, signs, and symptoms) with emerging “-omic” technologies—nutritional genomics^v, pharmacogenomics^{vi}, proteomics^{vii}, and metabolomics^{viii}.¹¹¹ Developing these strategies is critical to enabling physicians to match individual patients to the best diet, environment, nutraceuticals, and pharmaceuticals for their genetic make-up—a process that will eventually

^v“**Nutritional genomics or, as commonly used, nutrigenomics:** The study of how different foods may interact with specific genes to increase the risk of common chronic diseases such as type 2 diabetes, obesity, heart disease, stroke and certain cancers. Nutrigenomics also seeks to provide a molecular understanding of how common chemicals in the diet affect health by altering the expression of genes and the structure of an individual’s genome. The premise underlying nutrigenomics is that the influence of diet on health depends on an individual’s genetic makeup. (From MedicineNet.com)

^{vi}“**...pharmacogenomics** includes identifying candidate genes and polymorphisms, correlation of polymorphisms with therapies, prediction of drug response and clinical outcomes, reduction in adverse events, and selection and dosing of drugs based on genotype.” (Issa, 2007)

^{vii}“**Proteomics:** The study of the proteome, the complete set of proteins produced by a species, using the technologies of large-scale protein separation and identification. The term proteomics was coined in 1994 by Marc Wilkins who defined it as “the study of proteins, how they’re modified, when and where they’re expressed, how they’re involved in metabolic pathways and how they interact with one another.” (From MedicineNet.com)

^{viii}“**Metabolomics/Metabonomics:** The study of metabolic responses to drugs, environmental changes and diseases. Metabonomics is an extension of genomics (concerned with DNA) and proteomics (concerned with proteins). Following on the heels of genomics and proteomics, metabolomics may lead to more efficient drug discovery and individualized patient treatment with drugs, among other things. (From MedicineNet.com)

Integrating Pharmacogenomic Testing in Clinical Practice

McKinnon et al.¹¹⁵ describe a general process for developing pharmacogenomics tests that can be used in clinical practice. Each of these steps represents a point at which poor outcomes may completely stall the development of an affordable and effective clinical test:

1. Identify circumstances in which knowledge of inter-individual variation in drug response is likely to improve clinical (or financial outcomes)
2. Find a significant genotype-phenotype association
3. Determine reproducibility across ethnic populations
4. Propose model of how genotyping would guide clinical practice
5. Collect data on cost effectiveness of new pharmacogenomic profile vs. current practice
6. Educate stakeholders on appropriate use
7. Implement testing in a staged manner

revolutionize medicine. Such a comprehensive individual fingerprint is still many years away from being feasible, in research or clinical practice. It is not too early, however, to begin learning about it and applying key concepts and early data to patient care in incremental steps as the evidence base advances.

To date, the research underlying personalized medicine has concentrated mostly on pharmacogenomics. The knowledge that “a relatively large number of patients treated for cancer, infectious disease, psychiatric illnesses, respiratory diseases and cardiovascular conditions are not responding to the drugs they are given”¹¹² has been one of the key drivers of the field. The process of developing new drugs specifically designed for personalized applications involves many phases: identification and screening of candidate genes; detection and description of various polymorphisms that affect drug response (e.g., slow or rapid metabolizers); the correlation of each polymorphism with possible therapeutic targets; and the evaluation of clinical outcomes with large enough study sizes to create confidence in the efficacy of the new strategy. All of these steps must occur before selection of a drug and specification of therapeutic dosage can be based on genotype.¹¹³ Once the drug development process is complete, the transformation of research-based data into a new tool for clinical practice must await a cost-effective screening test for patients (a process that involves many challenging and time-consuming phases—see **Sidebar**), delineation of which patients should be screened and at what stage in their care, and long-term follow-up to check for possible adverse effects of therapy. The identification of drugs already in the pharmacopeia that have inter-individual variability in dosing, efficacy, and/or side effects that would make them amenable to a pharmacogenomics approach will also be a lengthy and expensive process, as there are thousands of drugs that could be tested for such personalized applications. Screening tests to detect various polymorphisms must also be developed and they must be cost effective if they are to be utilized routinely in clinical care. Pharmacodiagnostic tests that enable clinicians to quickly and cost effectively identify patients who are at risk for adverse drug responses “must possess high sensitivity and specificity with regards to their predictive performance.”¹¹⁴

A couple of examples will indicate the incalculable potential—and the complexity and costliness—of pharmacogenomics as a clinical strategy:

- ⊗ **New drug development:** Herceptin® (trastuzumab) is a monoclonal antibody developed to treat breast cancer that over-expresses HER2 (human epidermal growth factor receptor 2). This characteristic “is associated with an aggressive phenotype, high recurrence rate and reduced survival”¹¹⁶ and it affects approximately 25-30% of breast cancer patients.¹¹⁷ Before a drug could even be conceptualized, the HER2 protein had to be detected and reliably identified, and many breast cancers had to be analyzed to discover the proportion with overexpressed HER2. Then, the search for a drug targeted to this trait could begin. Ultimately, trastuzumab was developed, tested, and validated in research trials as an effective treatment for breast cancers that over-express HER2; its ability to work with other chemotherapeutic agents was also assessed. Two cost-effective screening tests were developed and are now available—immunohistochemistry (IHC—appropriate as a general screening tool for all breast cancer) and fluorescence in situ hybridization (FISH—used as further screening for patients with 2+ and 3+ IHC scores).¹¹⁸ And “...five recent adjuvant breast cancer trials have demonstrated an astonishing and highly reproducible benefit in halving the recurrence rate and reducing mortality in patients with this phenotype.”¹¹⁹
- ⊗ **Existing drug specifications:** Warfarin, an effective anticoagulant in use for many decades, has “a narrow therapeutic range because of both genetic and environmental factors,”¹²⁰ and has been under-prescribed because of “historically high rates of drug-associated adverse events.”¹²¹ Understanding these factors sufficiently well to alter dosing appropriately would enable this cost-effective drug to be used more widely. Studies assessing the role of patient demographics and known variants in CYP2C9 alleles and VKORC1 genotypes have been performed, and therapeutic response to warfarin is now known to vary among Jewish (both Ashkenazi and Sephardic origins), African American, and Asian patients.^{122, 123, 124} In 2005, “the U.S. FDA Clinical Pharmacology Sub-Committee (CPSC) of the Advisory Committee for Pharmaceutical Science voted to re-label the dosing of warfarin to take into consideration the new information.”¹²⁵ It is not known how many patients already on warfarin have undergone testing to re-evaluate their dosage since the prescribing recommendations were changed. However, at least one study has determined that “prospective application of a multivariate CYP2C9 gene-based warfarin dosing model is feasible,”¹²⁶ and another reported that “a quantitative dosing algorithm incorporating genotypes for 2C9 and VKORC1 could substantially improve initial warfarin dose-selection and reduce related complications.”¹²⁷

The incorporation of nutrigenomics (the effect of diet on gene expression), nutrigenetics (effect of genetics on response to diet, foods, or nutrients), proteomics, and metabolomics into the personalized medicine model has moved much more slowly,^{128, 129} perhaps simply as a reflection of the marked dominance of drug treatments that characterizes our healthcare system and shapes the funding priorities (see Sidebar in Chapter 2). However, much that is learned in pharmacogenomics will drive the knowledge base in these related fields as well because the underlying principle is common to all: individual genetic variations affect our physiological and biochemical response to virtually everything we are exposed to. This represents a fundamental alteration in our understanding of health and disease. The knowledge of how to identify and manage these individual differences is acutely needed for lifelong prevention of chronic disease. It won't be enough to say “Eat more vegetables and less fat and sugar.” We will need to be able to individualize

healthy diets, add targeted nutraceuticals, prescribe specific exercise programs, advise stress reduction efforts, plan to avoid certain pollutants, all based on individual genetic variations. Ultimately, personalized medicine will not be fully realized until all the influences, effects, and interactions are researched and described in such a way that practitioners are able to bring them to bear on an individual patient's health and on lifelong prevention of chronic disease.

Strengths and weaknesses

The ultimate promise of personalized medicine is its potential to uncover “the causes of the causes” of disease.¹³⁰ From the unlocking of the human genome to the development of proteomics (wherein we begin to understand how the proteins made by genes behave¹³¹), scientists can now demonstrate how individualized both health and disease really are. It's a powerful and exciting model that is already beginning to affect both research and clinical practice. Its strength is the rapidly developing science (all the -omics) that opens new vistas and new possibilities for dramatically increasing the effectiveness of individualized prevention and treatment strategies.

On the other hand, the many challenges of transferring this model to clinical practice are daunting; they include:

- ⊕ The “clinical complexity of genomic-based diagnostics and treatment.”¹³² A recent NIH report phrases the complexity question clearly: “An enormous scientific challenge now presents itself: What are the best ways to understand, prevent, and treat common, chronic diseases like heart disease, cancer, addiction, and mental illness when it is apparent that they are the result of interactions between individuals—in all their biological complexity—and their ever-changing physical, behavioral, and societal environments?”¹³³
- ⊕ Excessive cost¹³⁴
- ⊕ Regulatory issues^{135, 136}
- ⊕ Ethical concerns¹³⁷
- ⊕ The need for new information technology¹³⁸

At the level of patient care, additional complex challenges arise that may take decades to resolve:

- ⊕ Devising accurate and cost-effective genomic and/or proteomic screening tools
- ⊕ Identifying biomarkers that will indicate whether/when an active adverse process is in play for specific conditions in a given patient
- ⊕ Testing and validating diagnostic tools across many populations
- ⊕ Selecting appropriate patients for screening and demonstrating the usefulness of screening in improving patient outcomes through long-term clinical trials
- ⊕ Convincing third-party payers to reimburse for screening tests (likely to happen only when the results from long-term trials demonstrate cost-effectiveness)
- ⊕ Interpreting individual patient screening reports appropriately

- ⊗ Devising and validating effective interventions based on individual screening results

Common ground with other emerging models

As shown in Figure 2 (Chapter 1), personalized medicine shares many features with other emerging models: the emphasis on discovering individual patients' genetic vulnerabilities, the vision of individualized diagnostics and treatment, and the reliance on a powerful (and still emerging) scientific evidence base. It also shares with other models the absence of a clear and practical method of integrating emerging information into medical education and practice. Nor does it address structural and multidisciplinary issues in clinical practice that are part of the chronic-care model and integrative medicine.

Role in a synthesized, comprehensive model of 21st century medicine

Despite the rapidly evolving research base, therefore, personalized medicine does not (yet) have a robust, consistent architecture for clinical applications, nor does it describe a clear pathway toward achieving that goal. Research designs are still in development, and research findings do not specify how personalized medicine may (or may not) contribute to a new model of care for chronic disease. Even when a gene mutation, or SNP, can be identified, we may still be “six degrees of separation removed from the functional aspects of the disease,”¹³⁹ because gene analysis does not tell us which protein and protein pathways are affected and what the aberrant protein is doing. “Proteins are actually the drug targets; analysis of genes and gene expression just gives an indication of whether or not the proteins may be present.”¹⁴⁰ The same can be said of the effects of diet, environmental toxins, psychosocial influences, and many other lifestyle and environmental factors on gene expression and protein function. For these reasons, it is difficult to plan for the integration of this model into medical education in a systematic way in the near future.

It will be necessary, therefore, to ensure that whatever transformative model is used, it will allow clinicians to integrate new and useful information from personalized medicine as and when it becomes available, and will also empower them to respond effectively now to the urgent need for improved prevention and management of complex, chronic disease. Perhaps the single most valuable portion of the personalized medicine model at the moment is the transparency it brings to the concept of patient individuality. The evidence clearly reveals that each patient is a unique individual—one whose gene expression patterns are constantly in flux and whose complex and ever-changing response to treatment, environment, and lifestyle will challenge physicians to listen differently, see differently, and respond differently than taught by the linear model of acute care.

Prospective Medicine

“The ability to identify those individuals most at risk for developing chronic diseases and to provide a customized means to prevent or slow that progression are emerging competencies and provide the foundation for prospective care.”

—RALPH SNYDERMAN, MD AND R. SANDERS WILLIAMS, MD ¹⁴¹

What is it?

A relatively new concept introduced in 2003, prospective medicine is a descriptive rather than a prescriptive term, encompassing “personalized, predictive, preventive, and participatory medicine.”¹⁴² Snyderman argues persuasively that a comprehensive system of care would address not only new technologies (e.g., identification of biomarkers, use of electronic and personalized health records), but also delivery systems, reimbursement mechanisms, and the needs of a variety of stakeholders (government, consumers, employers, insurers, and academic medicine). Prospective medicine does not claim to stake out new scientific or clinical territory; instead, it focuses on creating an innovative synthesis of technologies and models—particularly personalized medicine (the “-omics”) and systems biology—in order to “determine the risk for individuals to develop specific diseases, detect the disease’s earliest onset, and prevent or intervene early enough to provide maximum benefit. Each individual would have a personalized health plan to accomplish this.”¹⁴³

Strengths and weaknesses

A very compelling element of prospective medicine is the call for fundamental change in clinical practice—from treating people only when they are sick enough to visit the doctor’s office to prospectively examining individual risks and developing comprehensive preventive strategies based on the best available evidence at the time. This would, indeed, revolutionize medicine; not only would it shift the focus of primary care, but it would establish a serious partnership between patient and clinician aimed at lifelong health. Snyderman emphasizes the need for clinical medicine and the emerging genomic models to integrate their respective knowledge and skills to create the best outcomes for patients. He discusses some diagnostic and risk-assessment tools that are already available, such as the following examples:

- ⊗ Know Your Number®, a program that “uses ... synthesis modeling to quantify an individual’s risk of developing chronic, preventable, obesity-related diseases such as diabetes, chronic obstructive pulmonary disease, and heart disease. In addition, KYN calculates what modifiable factors are contributing to that risk so that individuals can take steps to improve their overall risk profile.”¹⁴⁴ Although Know Your Number is not available directly to consumers, other similar programs are. One example is Navigenics Health Compass,¹⁴⁵ offering “A scan of your whole genome, carried out by a government-certified laboratory, that captures data on 1.8 million of your genetic risk markers.” For \$2500, individuals can obtain an analysis of their “genetic predisposition for a variety of common health conditions, and the information, support and guidance to know what steps you can take to prevent, detect or diagnose them early.” For \$250 per year, they will have a subscription that entitles them to regular updates.
- ⊗ Biomarkers can be assessed through an analysis of 250 serum proteins (\$3400). According to the company’s Web site: “Biophysical250 ... measures 250 different biomarkers that may indicate the presence of diseases and conditions often before symptoms appear. Unlike standard physicals

that measure only up to 40 biomarkers, Biophysical250 simultaneously assesses hundreds of biomarkers used by 12 different medical specialties.”¹⁴⁶

- Two gene-expression assays that predict recurrence of breast cancer in patients with stage I or II node-negative breast cancer. These tests can be used to individualize follow-up treatment by helping to determine “the need for systemic adjuvant therapy in such patients.”¹⁴⁷

Also compelling is the call to involve a broad range of stakeholders to “work together to develop innovative applications of new technologies and appropriate delivery models.”¹⁴⁸ It is certainly true that reimbursement strategies and academic training practices will have to evolve to encompass such a broad-based new model of care, and retraining existing practitioners must become a high priority.

What’s missing? Like the other emerging models we are discussing, prospective medicine does not provide a clear road map for integrating these new technologies into clinical practice. Precisely how, one wonders, will the 500,000+ MDs and DOs already in practice be retrained? How will academic medicine evolve? How many patients can spend \$2500-\$3500 on laboratory tests to assess risk biomarkers? How much new and expensive testing is actually necessary compared to how much risk is already clear when a comprehensive history is taken and a thorough examination including (mostly) standard laboratory tests is performed? And what, exactly, will change in clinical practice once expanded information is in hand from these new technologies? Will doctors still be in the same position they are in today—suggesting better diet, losing weight, and reducing stress without knowing how to help their patients make all of that happen?

The big missing piece in prospective medicine (at least as described thus far in the literature) lies in the absence of a clear, practical, and systematic method for altering clinical practice. Recognizing that the interactions between doctor and patient and between patients and their lifestyle-environment exposures and choices are where real change happens, Johns and Brigham,¹⁴⁹ offer this commentary on a post-prospective medicine world:

This “next next transformation” will identify “healthy” biologic processes (i.e., homeostatic) and provide tools for measuring early deviations from health (“unhealth”) that are not necessarily disease specific but that predict dire outcomes and warrant health-focused interventions. For example, many chronic diseases (diabetes, atherosclerosis, autoimmune diseases) share inflammation as a common mechanism. Characterizing an individual inflammatory phenotype may be a potent health predictor. And inflammatory responses to stress can be modified by behavior. Such health-focused treatment is the logical step beyond the “next transformation” that Snyderman and Yediono advocate.

Common ground with other emerging models

Prospective medicine urges the integration of the developing sciences of personalized medicine and systems biology with the skills and knowledge of clinicians, and describes recommendations for revisions in reimbursement mechanisms and medical education that will be required in order to implement a comprehensive new system of care. It clearly relies on the emerging evidence base, but not to the exclusion of other important information. It does not specifically address the chronic-care model, nor issues of integrated care or integrative medicine; neither diagnostic approaches nor treatment strategies appear to include a multidisciplinary model of care.

Crossing the Quality Chasm

The Institute of Medicine's report, *Crossing the Quality Chasm*,¹⁵¹ comments extensively on the unmet needs of those with chronic conditions:

- » **Page 4:** "... there remains a dearth of clinical programs with the infrastructure required to provide the full complement of services needed by people with heart disease, diabetes, asthma, and other common chronic conditions (Wagner et al., 1996). The fact that more than 40% of people with chronic conditions have more than one such condition argues strongly for more sophisticated mechanisms to communicate and coordinate care (The Robert Wood Johnson Foundation, 1996)."
- » **Page 9:** "Care for the chronically ill needs to be a collaborative, multidisciplinary process."
- » **Page 28:** "In a population increasingly afflicted by chronic conditions, the health care delivery system is poorly organized to provide care to those with such conditions."
- » **Page 29:** "Thus the American health care system does not have well-organized programs to provide the full complement of services needed by people with such chronic conditions as heart disease, cancer, diabetes, and asthma."
- » **Page 89:** "Common chronic conditions should serve as a starting point for the restructuring of health care delivery because, as noted in Chapter 1, chronic conditions are

Role in a synthesized, comprehensive model of 21st century medicine

Because prospective medicine relies on personalized medicine and systems biology for the science of risk-assessment, many of its strengths and its limitations are found in those two models. It is, however, more comprehensive in sweep than either of them, incorporating not only technologies such as electronic health records but also acknowledging the need for simultaneous reform of the reimbursement structure and the training of future physicians. Thus, it is an important step forward, but it still lacks a robust, consistent architecture for clinical applications.

Chronic-Care Model

What is it?

The chronic-care model (CCM) is briefly outlined in Chapter 1 and fairly thoroughly described in the Appendix, where extensive material from the Improving Chronic Care Web site is included. The primary focus of this model is to include "...the essential elements of a healthcare system that encourage high-quality chronic disease care.... the community, the health system, self-management support, delivery system design, decision support and clinical information systems. Evidence-based change concepts under each element, in combination, foster productive interactions between informed patients who take an active part in their care and providers with resources and expertise."¹⁵⁰ The CCM is a response to powerful evidence that patients with chronic conditions often do not obtain the care they need, and that the healthcare system is not currently structured to facilitate such care (see **Sidebar**).

Strengths and weaknesses

The chronic-care model has the advantage of having been around for more than a decade; it has undergone considerable testing and revision. Implementation trials have indicated that, when enough of the model can be implemented, compliance with current algorithms and guidelines can be improved for conditions such as diabetes,^{152, 153} depression,¹⁵⁴ and tobacco cessation.¹⁵⁵ The CCM is a structure-of-care (or process-of-care) more than a content-of-care model; it describes a

multidisciplinary, multi-stakeholder approach to delivering care that will improve both patient and practitioner compliance with current evidence-based best practices. For this reason, integrating new technologies, such as those emerging from personalized medicine, are not explicitly addressed; one might assume that as those tools make their way into clinical guidelines and algorithms, they will become part of the CCM as well. However important improving the structure of care may be—and we certainly agree that it is important—the care thus provided will still be limited to the current medical model, which does not address individualizing care, lifelong primary prevention, or reversal of chronic disease, and which is primarily pharmaceutical in nature. We could imagine implementing, for example, personalized medicine using the chronic-care model, but no mechanism for achieving that is described. In fact, just implementing the full CCM itself is a very difficult proposition that encounters many barriers (e.g., no consensus on the value of the changes, limited change management skills within organizations, too many competing priorities, and failure to engage the commitment of physicians).¹⁵⁶ The Academic Chronic Care Collaborative, representing 22 academic medical centers, has reported some initial promising outcomes from their experiences with implementing aspects of the CCM.¹⁵⁷ It is worth noting that these institutions were committed to providing effective leadership and resources for the change process. The Agency for Healthcare Research and Quality provides an extensive *Toolkit for Implementing the Chronic Care Model in an Academic Environment*.¹⁵⁸

Common ground with other emerging models

The CCM shares with integrative medicine an emphasis on a multidisciplinary care model, the use of evidence-based best practices, and engagement of the patient in self-care. It does not address biochemical and physiological individuality, any of the emerging genomic technologies, or the influence of underlying mechanisms of disease. It shares with prospective health care a focus on structural, system-wide change, although the two models emphasize different aspects of structural change.

now the leading cause of illness, disability, and death in the United States, affecting almost half of the population and accounting for the majority of health care resources used (Hoffman et al., 1996).”

- » **Page 94:** “Four chronic conditions (cardiovascular disease, cancer, chronic obstructive pulmonary disease, and diabetes) account for almost three-quarters of all deaths in the United States (Centers for Disease Control and Prevention, 1999).”
- » **Page 211:** “The ability to plan care and practice effectively using multidisciplinary teams takes on increasing importance as the proportion of the population with chronic conditions grows, requiring the provision of a mix of services over time and across settings.... A changing relationship between clinicians and their patients also calls for new skills in communication and support for patient self-management, especially for patients with chronic conditions. Collaborative management requires collaboration between clinicians and patients in defining problems, setting goals, and planning care; training and support in self-management; and continuous follow-up (Von Korff et al., 1997). Patients with chronic conditions who are provided with knowledge and skills for self-management have been shown to experience improvements in health status and reduced hospitalizations (Lorig et al., 1999). Clinicians need to have skills to train

Crossing the Quality Chasm, *continued*

patients in techniques of good self-management.”

- » **Page 237:** “Patients with chronic conditions, for which certain routine examinations and tests are crucial in order to prevent complications, do not all get the care they need.”

Note: Citations included in the above quotations are available in the Institute of Medicine report, but are not provided here.

Role in a synthesized, comprehensive model of 21st century medicine

The CCM advances our knowledge of how to improve the structure or process of care for chronic disease using standard approaches, but it does not advance our ability to select more effective strategies for actually improving both treatment and prevention. Still lacking is a robust, consistent architecture for selecting the most effective clinical applications for each unique patient.

Evidence-based Medicine (EBM)

What is it?

EBM is a tool for improving clinical practice. Its stated goal is to ensure that clinical decision making is grounded in the best available evidence. Despite its many limitations, it wields a great deal of power over medical training, clinical practice, and—increasingly—reimbursement decisions and legal determinations.^{159, 160} We include it in our discussion of emerging models because of its multifaceted influences on patient care. Although it is beyond the scope of this paper to explore EBM in depth, it is critical to the future of health care to understand its strengths and weaknesses. To that end, we provide a brief description of this evolving paradigm.

Since the late 1970s, various efforts have been made to systematize the use of research findings in clinical decision making.¹⁶¹ Rather than expecting each practitioner to establish and maintain a constant surveillance over a rapidly expanding evidence base, and to know which studies should generate the highest level of confidence, specific guidelines have been proposed concerning the interpretation of evidence that influences clinical decision making. There have been many definitions and ratings of what constitutes poor, good, and best evidence, but in the early 1990s, the term evidence-based medicine appeared for the first time,^{162, 163} reflecting an increasing consensus that a more standardized approach to the use of medical evidence was on the way. Early efforts sought explicitly to reduce “...the emphasis on unsystematic clinical experience and pathophysiological rationale” while promoting “the examination of evidence from clinical research.”¹⁶⁴

A hierarchy of evidence reliability was proposed, with meta-analyses and systematic reviews at the top and personal communications at the bottom (see Figure 6). Over the years, this hierarchy has been revised and adapted many times for a number of reasons:

- ⊕ It did not identify a mechanism for decreasing or increasing an assessment of value based upon, for example, study size, adequacy of blinding, bias, directness of the evidence, and other factors.¹⁶⁵
- ⊕ It failed to accommodate many important criteria for translating evidence into clinical practice—for example, the degree to which outcomes being tested were important to patients, whether results were consistent with past studies, and whether confidence intervals were overly broad.¹⁶⁶
- ⊕ It inappropriately identified systematic reviews and meta-analyses as evidence (they are, rather, interpretations of the evidence and should be produced, at least in part, based on EBM principles).^{167, 168}
- ⊕ It did not differentiate between quality of evidence and strength of recommendations. “High quality evidence doesn’t necessarily imply strong recommendations, and strong recommendations can arise from low quality evidence.”¹⁶⁹

One example of a subsequent adaptation is provided in Figure 7, where we can see that other useful criteria were added to the model, altering the earlier and more simplistic assessment of evidence usefulness.¹⁷⁰

The basic concepts have continued to evolve. “In 2000, the Evidence-Based Medicine Working Group presented the second fundamental principle of EBM (the hierarchy of evidence being the first): Whatever the evidence, value and preference judgments are implicit in every clinical decision. A key implication of this second principle is that clinical decisions, recommendations, and practice guidelines must not only attend to the best available evidence, but also to the values and preferences of the informed patient.”¹⁷¹

A major advance over the use of any hierarchy, however complex, has been the development of the GRADE (Grading of Recommendations Assessment, Development and Evaluation) system. Figure 8 shows a partial representation of this system; in practice, it has other important elements as well. The GRADE system describes a very sophisticated, multi-level evaluation of evidence; its purpose is to strengthen recommendations for clinical practice and to increase confidence in those recommendations. Because of its complexity, however, it is not intended for use by individual clinicians, who generally have neither the time nor the expertise to implement it. It is aimed primarily at researchers and clinical guideline developers, who have not heretofore used a consistent and uniform methodology that is transparent to all potential users.¹⁷² GRADE software is now available for free at the GRADE Working Group’s Web site,¹⁷³ making it even more likely that its use will continue to expand.

1.	A	Systematic reviews; meta - analyses
	B	RCTs
	C	Experimental designs
2.	A	Cohort control studies
	B	Case control studies
3.	A	Consensus conference
	B	Expert opinion
	C	Observational study
	D	Other types of study (e.g., interview -based)
	E	Quasi-experimental, qualitative design
4.		Personal communication

Figure 6:
Hierarchy of Evidence (Sackett)

	Effectiveness	Appropriateness	Feasibility
Excellent	Systematic reviews Multi-center studies	Systematic reviews Multi-center studies	Systematic reviews Multi-center studies
Good	RCTs Observational studies	RCTs Observational studies Interpretive studies	RCTs Observational studies Interpretive studies
Fair	Uncontrolled trials; dramatic results Before and after studies Non-randomized CTs	Descriptive studies Focus groups	Descriptive studies Action research Before and after studies Focus groups
Poor	Descriptive studies Case studies Expert opinion Studies with poor methodology	Expert opinion Case studies Studies with poor methodology	Expert opinion Case studies Studies with poor methodology

Figure 7:
Hierarchy of Evidence (Evans)

A. Criteria for Assigning Level of Evidence	
Type of Evidence	
Randomized trial	High
Observational study	Low
Any other type of research evidence	Very Low
Increase level if:	
Strong association	(+1)
Very strong association	(+2)
Evidence of a dose-response gradient	(+1)
Plausible confounders reduce observed effect	(+1)
Decrease level if:	
Serious or very serious limitations in quality	(-1) or (-2)
Important inconsistency	(-1)
Some or major uncertainty about directness	(-1) or (-2)
Imprecise or sparse data*	(-1)
High probability or reporting bias	(-1)
B. Definitions for levels of evidence	
High Further research is not likely to change our confidence in the effect estimate	
Moderate Further research is likely to have an important impact on our confidence in the estimate of effect and may change the estimate	
Low Further research is very likely to have an important impact on our confidence in the estimate of effect and is likely to change the estimate	
Very Low Any estimate of effect is uncertain	
*Few outcome events or observations or wide confidence limits around an effect estimate	

Figure 8:
Overview of the GRADE System for Evaluating Evidence (Bagshaw)

Over the years, a number of studies have verified that teaching EBM will, in fact, significantly increase the degree to which practitioners apply it.¹⁷⁴ Training is more successful if it is both experiential and didactic.^{175, 176, 177} Unfortunately, there are very few studies available as yet that tell us whether EBM improves overall patient health over a period of years.

Strengths and weaknesses

There can be little doubt that a thoughtful evaluation of evidence is an indispensable factor in delivering high-quality health care. The emergence of formal assessment processes reflects a desire to establish greater clarity and confidence about the reliability of evidence. Even a casual user of Medline or PubMed

quickly becomes aware of the overwhelming quantity of published research available today; it is a daunting prospect to identify the best or most relevant papers among hundreds or thousands that may be available on a particular topic. For example, a PubMed search for the phrase *evidence-based medicine* in titles and abstracts returns nearly 5000 entries encompassing dozens of journals! There are, of course, tools for narrowing a search term or process, but it is still inordinately time consuming to obtain, read, evaluate, and then compare even a few individual research papers on a specific subject. Such a process, even if an EBM hierarchy is used, is also subject to a great deal of individual bias. Thus, any tool that provides significant and reliable assistance in such an endeavor is welcome, and that is one of the primary rationales for the development of clinical guidelines.^{ix}

As the use of EBM has become increasingly widespread, its limitations and weaknesses have also become more apparent. Paramount among the problems is that EBM reflects an acute-care model: it most often assumes that the goal of care is a single diagnosis followed by a hierarchy of (primarily) single-agent treatments. Although GRADE has made an admirable attempt to compensate for many EBM weaknesses, these fundamental goals remain the gold standard. Therefore, EBM fails at the same point where the research itself fails—in its inability to account for unique patient geno/phenotypes, multiple comorbidities, and personalized approaches to care that include multiple interventions for complex, chronic disease. Such multifaceted interventions may include dietary, nutraceutical, pharmaceutical and/or surgical recommendations, as well as many options from the natural medicine world (e.g., botanical medicine, acupuncture and oriental medicine, body/mind practices).

EBM and any guidelines derived from applying an EBM model to the evidence are, of course, only as good as the underlying research, which presents several problems:

- ⊕ Not only is the research agenda disproportionately driven by the pharmaceutical industry, but it is tainted by the failure to publish negative or neutral results and by industry bias (see Chapter 2).
- ⊕ Much of generally accepted medical practice has not been systematically evaluated. For example: “Of around 2500 treatments covered [in *BMJ Clinical Evidence*] 13% are rated as beneficial, 23% likely to be beneficial, 8% as trade off between benefits and harms, 6% unlikely to be beneficial, 4% likely to be ineffective or harmful, and 46%, the largest proportion, as *unknown effectiveness* [italics added].”¹⁷⁸
- ⊕ Individuals studied in RCTs do not reflect the patient population seen most often in primary care; confidence in the transferability of the data is thereby reduced.¹⁷⁹
- ⊕ “Randomized trials, especially if evaluating complex interventions or with strict inclusion/exclusion criteria, often only provide data in a clinical context that does not exist outside the trial itself and have limited power to detect harm.... Systematic reviews require vigilant interpretation and should not necessarily be considered as high level evidence due to issues related to ... incomplete reporting and the inclusion of evidence from trials of poor quality.... Meta-analyses are not primary evidence; they are statistically assisted interpretations of

^{ix}Clinical guidelines are “systematically developed statements to assist practitioner and patient decisions about appropriate health care for specific clinical circumstances”—Institute of Medicine, 1990. “They define the role of specific diagnostic and treatment modalities in the diagnosis and management of patients. The statements contain recommendations that are based on evidence from a rigorous systematic review and synthesis of the published medical literature”—<http://www.nhlbi.nih.gov/guidelines/about.htm>.

primary evidence. They have been shown to contradict confirmatory trials, especially when such meta-analyses are based upon small, low quality studies.”¹⁸⁰

- ⊕ “Even the most promising findings of basic research take a long time to translate into clinical experimentation, and adoption in clinical practice is rare.”¹⁸¹ Evidence-based guidelines of genomic applications are even more rare, and thus are unavailable to practitioners who rely on EBM processes to update their clinical practices.¹⁸²

Common ground with other emerging models

EBM is, to differing degrees, part of all the other models described in this paper. Since EBM focuses primarily on mechanisms for translating research findings into clinical applications, it is less useful for those aspects of personalized medicine and systems biology that concentrate on the basic research itself. Also, as noted above, integrating personalized assessment and treatment with EBM models is not yet feasible on a systematic basis. It will be extremely interesting to see whether this can be done.

Role in a synthesized, comprehensive model of 21st century medicine

In our opinion, the role of EBM is strongest in acute-care situations, where the physician or healthcare team must focus on short-term and fairly narrowly defined issues. When we consider its role in outpatient primary care for complex, chronic disease, however, it is more difficult to make an overall determination of usefulness. Certainly there are situations where EBM and the clinical guidelines that flow out of it are extremely useful. In general, however, it seems easier to see the problems (described above) than it is to detect the benefits. Nonetheless, there is great benefit to researchers, practitioners, and patients in improving our ability to objectively and systematically evaluate data and determine clinical usefulness. Overall, this is perhaps the most important role that EBM will play over time.

Systems Biology

What is it?

Although there is not yet a universally recognized definition of systems biology, the National Institute of General Medical Services (NIGMS) at NIH provides the following explanation: “A field that seeks to study the relationships and interactions between various parts of a biological system (metabolic pathways, organelles, cells, and organisms) and to integrate this information to understand how biological systems function.”¹⁸³ The *Molecular Systems Biology Blog on Systems & Synthetic Biology* poses—and provides some possible answers to—the question of why it appears to be difficult to come up with a concise and generally applicable definition: “One of the reasons might be that every definition has to respect a delicate balance between ‘the yin and the yang’ of the discipline: the integration of experimental and computational approaches; the balance between genome-wide systematical approaches and smaller-scale quantitative studies; top-down versus bottom-up strategies to solve systems architecture and functional properties.” The blog hypothesizes that, “despite the diversity in opinions and views, there might be two main aspects that are conserved across these definitions: a) a system-level approach attempts to consider *all the components*

of a system; b) the properties and interactions of the components are linked with functions performed by the intact system via a *computational model*.”¹⁸⁴

We would add to the NIGMS definition that it is also vital to understand how the human system interacts with the environment, as well as how all the components act and interact. We see systems biology as a broad term for the basic science underlying the personalized medicine revolution (described above). While the fields of personalized, prospective, and integrative medicine all recognize (to varying degrees) the importance of nutritional genomics, pharmacogenomics, metabolomics, and proteomics to the future of health care, most of the scientific research has been generated by systems biologists (whether or not they identify with that term or any of the many definitions proposed). Thus far, although systems biology *claims* virtually the same broad territory as personalized medicine, it actually *focuses* almost exclusively on pharmacogenomics—in the Willie Sutton idiom, “That’s where the money is.” Attention to the applicability of those findings to patient care (i.e., the gene-environment interaction that creates the phenotype) is what connects systems biology to personalized medicine.

Strengths and weaknesses

Identifying the nature and effects of the myriad interactions that occur where human biology is exposed to the environment is almost unimaginably complex. Yet that effort is critical to a better understanding of the multifactorial nature of disease development. We know that “the causes of most chronic diseases will require an understanding of both the genetic and environmental contribution to their etiology.... The most critical issue is how to relate exposure-disease association studies to pathways and mechanisms.... Scientists will need tools with the capacity to monitor the global expression of thousands of genes, proteins and metabolites simultaneously.... Even when all the highly relevant genes and their interactions with specific environmental components have been identified, it will still be difficult to relate the influence of an individual’s genotype to their disease phenotype due to the added complexity of gene-gene interactions, post-translational processing, and protein-protein interactions.”¹⁸⁵

Because of the magnitude and complexity of the challenge, “Systems biology research should create an interactive inter-disciplinary scientific culture. For progress to occur, experts in engineering, physics, mathematics, and computer science must join biochemists, cell biologists, and physiologists in the effort to figure out how to obtain the required data and develop the sophisticated computational approaches that will be needed to make viable predictions.”¹⁸⁶ This is a long-term prospect, of course, although early studies have shown some highly beneficial outcomes of genomic medicine¹⁸⁷ (a plausible term for applying the findings of systems biology to patient care).

Many of the same obstacles discussed earlier in this chapter vis-à-vis personalized medicine and pharmacogenomics¹⁸⁸ are inherently shared by systems biology. In addition to barriers of cost, complexity, equipment, ethics, and education, “the evidence and importance of most pharmacogenomics associations are not sufficient to overcome the barriers to clinical implementation.... It is likely that complementary technologies, such as metabolomics, will be able to compensate for some limitations of genotype-phenotype association.”¹⁸⁹

Common ground with other emerging models

Systems biology seeks to elucidate the biological underpinnings of disease risk and apply that knowledge within a personalized, predictive, prospective, and participatory model of patient care. The science of systems biology clearly underlines the congruent goals of personalized medicine, prospective medicine, and—to a lesser extent—integrative medicine. It is not entirely congruent with evidence-based medicine, because it has not yet generated a large number of clinical trials. In fact, systems biology somewhat reverses the direction of EBM described above, in that it takes us back to a more “pathophysiological rationale” of disease and treatment. Eventually, research models will be devised to test the effectiveness and reliability of patient care based on diagnostic tests and therapeutic recommendations derived from systems biology.

Role in a synthesized, comprehensive model of 21st century medicine

Systems biology illuminates the science that will support a new model of health care—one that is based on an intimate understanding of complex human systems interacting with complex environments and unique genetic inheritances.¹⁹⁰ In order to achieve its greatest potential, it must broaden its scope far beyond pharmacogenomics, which represents a very small portion of what we need to know about preventing and treating complex, chronic disease.

Integrative Medicine

What is it?

“Integrative medicine can be defined as an approach to the practice of medicine that makes use of the best available evidence taking into account the whole person (body, mind, and spirit), including all aspects of lifestyle. It emphasizes the therapeutic relationship and makes use of both conventional and complementary/alternative approaches.”¹⁹¹ The field is now nearly 10 years old and it is the only one of the emerging models discussed in this paper to explicitly encompass the integration of therapeutics that, until recently, were the sole purview of complementary and alternative medicine^x (CAM). A number of forces are responsible for the emergence of this new discipline:

- ⊗ The initial driver was undoubtedly the burgeoning interest in and demand for CAM displayed by consumers over many years. As reported in the *Annals of Internal Medicine* in 2001, “Use of CAM therapies by a large proportion of the study sample is the result of a secular trend that began at least a half century ago. This trend suggests a continuing demand for CAM therapies that will affect health care delivery for the foreseeable future.”¹⁹²
- ⊗ The establishment of the NIH National Center for Complementary and Alternative Medicine (NCCAM) provided research funding to investigate CAM therapies. As research into CAM therapies revealed many effective natural (nonpharmaceutical, nonsurgical) approaches to

^xA widely used definition of CAM therapies from the Osher Institute at Harvard: “clinical services not routinely used within conventional care, such as chiropractic, acupuncture, massage therapy, homeopathy, meditation, music therapy, therapeutic touch, yoga, Reiki, and advice involving herbal products and other dietary supplements.”

Meditation and Brain Science

Meditation may be one of the best studied body-mind modalities. The effects of meditation on the brain have been studied using sophisticated functional MRI (fMRI) and electroencephalographic (EEG) techniques. Not only have researchers detected significant differences in brain activity between experienced meditators and nonmeditators (or inexperienced meditators), but there also may be detectable differences resulting from the particular type of meditation studied.¹⁹⁹ Although more substantial differences can be found with long-term meditators, even a short training period of eight weeks “produces demonstrable effects on brain and immune function.”²⁰⁰ Some findings suggest that “the resting state of the brain may be altered by long-term meditative practice,” and that “attention and affective processes...are flexible skills that can be trained.”²⁰¹ The practical implications of such findings, if replicated on a large scale, could be considerable. One report concluded that “it is plausible from our results that meditation may strengthen the ability to inhibit cognitive and emotional mental processes such as rumination that can lead to or exacerbate stress, anxiety, or depression.”²⁰² A subsequent study to test this hypothesis returned startling results²⁰³:

MBCT [mindfulness-based cognitive therapy] was more effective than m-ADM [maintenance antidepressant medication] in reducing residual depressive

a wide variety of diseases and conditions, it was thought desirable for physicians to understand CAM in much greater depth¹⁹³ and to devise a pathway for validated approaches to be brought into the standard “medicine chest.”¹⁹⁴

- ⊗ The philanthropic funding of centers and departments of integrative medicine within the academic medicine community (e.g., University of Arizona, Harvard, Vanderbilt, Duke; also see list in the Appendix of members of the Consortium of Academic Health Centers for Integrative Medicine) brought high-level attention to the educational element: “Integration of CAM with conventional health care requires educational venues that prepare conventionally trained caregivers with a sufficient knowledge base for assessing beneficial and detrimental interactions between CAM and conventional care approaches; development of criteria for making informed referrals to CAM practitioners; and enhanced research capacity.”¹⁹⁵
- ⊗ Integrative medicine might also be characterized as a response to the increasing depersonalization of health care that came with the rise of HMOs, greater use of technology, decreasing time spent in the outpatient visit, and the insertion of third-party payers into the doctor-patient relationship.¹⁹⁶

Integrative medicine curriculums now commonly describe a fairly comprehensive set of core competencies that include dietary interventions, nutraceuticals, botanical medicines, body-mind practices (see, for example, **Sidebar** on meditation), energy medicine (e.g., acupuncture), and manual medicine (e.g., massage, chiropractic).^{197, 198} The balance of didactic knowledge (for the purpose of providing better-informed advice and referrals to patients) vs. practical skills (for actually integrating clinical applications) varies from program to program.

Strengths and weaknesses

Integrative medicine is an important step toward a functionally integrated healthcare system that includes all appropriately credentialed practitioners. Not only does it provide an avenue for validated CAM therapies to be more widely used, but it supports

the interdisciplinary team concept in both educational and clinical settings. It allows patients greater freedom of choice in both therapies and providers, and it encourages dialogue among all health practitioners.

There is a danger that integrative medicine physicians will extend their practices beyond the scope of their education. Completing a program in integrative medicine does not turn an MD or a DO into a trained chiropractor, acupuncturist, naturopathic physician, or other such practitioner. It is important that those who wish to fully practice an alternative discipline seek comprehensive training from accredited institutions, just as those who wish to practice as medical doctors must do.


Common ground with other emerging models

Integrated medicine uses evidence-based medicine to select the practices to integrate. It is multidisciplinary and oriented toward whole-person health care. It is the only one of the models to explicitly integrate alternative practitioners and approaches, to emphasize the importance of the practitioner-patient relationship, and to bring body-mind issues to the fore. Other than EBM, it is the only one that already has a significant foothold within academic medicine.

Role in a synthesized, comprehensive model of 21st century medicine

Integrative medicine provides great leadership in demonstrating the importance of a more integrated healthcare system and in creating academic models to educate practitioners in this new approach. It could benefit from a greater emphasis on genomic medicine, perhaps by incorporating some of the principles or recommendations of personalized or prospective medicine.

symptoms and psychiatric comorbidity and in improving quality of life in the physical and psychological domains. There was no difference in average annual cost between the two groups. Rates of ADM usage in the MBCT group was [sic] significantly reduced, and 46 patients (75%) completely discontinued their ADM. For patients treated with ADM, MBCT may provide an alternative approach for relapse prevention.



Chapter 4

THE CLINICIAN'S DILEMMA

*[W]hat we observe is not nature itself, but nature exposed to our method of questioning
Natural science, does not simply describe and explain nature;
it is part of the interplay between nature and ourselves.*

—WERNER HEISENBERG, PHYSICS AND PHILOSOPHY, 1958

We have spent, to this point, a great deal of time and effort exploring both the challenge of 21st century medicine—to first halt and then reverse the epidemic of chronic disease—and some of the most prominent among many proposed solutions. We hope we have achieved a shared recognition that our current tools and approaches are not sufficient to the task, and that changes in the practice of medicine are necessary and imminent. At the same time, we cannot ignore the challenge of making these conclusions relevant to the individual practice of medicine. For, ultimately, most health care is delivered one patient and one practitioner at a time. In this chapter, we explore the clinician's dilemma: how to practice in such a way that both the continuing advances of science and the essential art of medicine are integrated seamlessly into clinical practice, neither overshadowing the other. It won't matter how intelligent and persuasive the arguments for change may be if we cannot convert them into practical approaches that can be taught to and adopted by individual clinicians.

This paper is not intended as an exploration of the actual clinical interventions that comprise functional medicine nor of the extensive science that underlies them. For that purpose, we refer the reader to the books, monographs, and courses available through The Institute for Functional Medicine (IFM).^{xi} In these final two chapters, we address clinical practice at a different level, presenting the foundational concepts and principles that we believe should shape the coming changes in health care.

^{xi}A complete list of IFM publications and courses can be found at www.functionalmedicine.org.

The Central Hub of 21st Century Medicine

The primary principle around which 21st century medicine—functional medicine—will revolve is *personalized, systems medicine*. Grouping people into categories based on organ system diseases, and then prescribing as though all people with a given diagnosis were inherently alike, is beginning to give way to a model that recognizes each patient's genetic and environmental uniqueness. Clinicians must develop the knowledge and skills to deliver individually tailored care. They must be able (and willing) to incorporate the science of systems biology, the emerging discipline of personalized care, and a much broader array of assessment, therapeutic, and preventive strategies into a new therapeutic relationship.

Each human emerges from a mold that has but one model.^{xii} Uniqueness continues to develop throughout life as a result of myriad influences. Family, school, work, community, diet, exercise, stress, and environmental toxicity all communicate information from outside the organism to the epigenetic translational structures that are married to nuclear DNA and that create powerful downstream effects on the genome, proteome, and metabolome. This phenomenon of biochemical uniqueness was recognized, researched, and documented in the 20th century, and is the foundation from which many key constructs have evolved, including systems biology and systems medicine, prospective health care, patient-centered health care, nutrigenomics, pharmacogenomics, proteomics, and metabolomics/metabonomics (see Chapter 3).

Decision Making in the Face of Uncertainty

From this chaotic, nonlinear interplay of complex factors, involving the integration of both genetics and context of living, emerges the haunting reality that all care is provided in a context of uncertainty. This is the shadow side of modern clinical medicine and it poses a daunting conundrum—how do you structure and systematize the assessment and treatment of patients when each is the product of a multitude of unique genetic and environmental influences and interactions? Kathryn Montgomery in her scholarly book, *How Doctors Think*, directly addresses this challenging issue:

Complexity and uncertainty are built into the physician's effort to understand the particular in light of general rules.... The obstacle they encounter is the radical uncertainty of clinical practice: not just the incompleteness of medical knowledge but, more important, the imprecision of the application of even the most solid-seeming fact to a particular patient.²⁰⁴

What elevates the importance (and the stress) of clinical care over the work of, for instance, engineers, lawyers, accountants, and other nonclinical professionals is its continuous involvement in matters of life and death. The cost of failure is so high—death, when life might have been possible; illness, when health might have been attainable. The daily unconscious concern of every clinician is the weight of this cumulative decision making—inherently uncertain and lacking full (or sometimes even adequate) information to inform the clinical picture. Dr. Jerome Groopman in his provocative book with the same title, *How Doctors Think*, addressed this issue from his clinical perspective:

^{xii}The potential for human cloning might be considered the exception to this rule. However, exact replication from a clone donor cannot duplicate the pre and post epigenetic imprinting that skews the exactness of a clone.

Uncertainty creeps into medical practice through every pore. Whether a physician is defining a disease, making a diagnosis, selecting a procedure, observing outcomes, assessing probabilities, assigning preferences, or putting it all together, he is walking on very slippery terrain. It is difficult for non-physicians, and for many physicians, to appreciate how complex these tasks are, how poorly we understand them, and how easy it is for honest people to come to different conclusions.²⁰⁵

Personalized, systems medicine serves to inform us about the enormity of the uncertainty. The message is clear: there is no one-size-fits-all solution to resolve any specific diagnosis. The limitations of clinical algorithms and evidence-based medicine can now be more clearly discerned. We can no longer allow them to skew our understanding of the larger picture, however difficult it may be to look at unflinchingly. We are at a crossroads where only honesty about the limitations of strategies that seek to avoid or ignore uncertainty will suffice.

For the great enemy of truth is very often not the lie—deliberate, contrived, and dishonest—but the myth—persistent, persuasive, and unrealistic. Too often we hold fast to the clichés of our forbears. We subject all facts to a prefabricated set of interpretations. We enjoy the comfort of opinion without the discomfort of thought.

—JOHN F. KENNEDY, YALE COMMENCEMENT, 1962

Medicine has attempted historically, through a number of shifts in perspective, to provide greater certainty to both practicing clinicians and patients, a patently valuable goal. Setting aside traditional methods of instilling confidence—oracles or shamans, for example—science has been a very important tool for reducing uncertainty.

Twentieth century medicine completed a great philosophical and practical transformation into the *organ system* model of disease and diagnosis. This provided an evolving and reassuring sense of control and certainty as a result of ever-increasing specialization (often described as knowing more and more about less and less) as well as myriad fascinating scientific breakthroughs in understanding the nature of life, health, and disease. From early x-rays through the sophisticated imaging processes in use today, through ever more complex and detailed biochemical pathways, we have explored the silos of mammalian organ systems taxonomy. Objective facts accreted in uncountable numbers during the 1900s, describing human anatomy, physiology, and mechanisms of dysfunction from the cellular level to the specific organs themselves. The medical specialties (e.g., cardiology, neurology, nephrology) emerged and grew strong from these historic breakthroughs.

Near the end of the 20th century, however, the reality of the web-like, chaotic, nonlinear and complex nature of life (and health)—exposed by advances in the systems-oriented life sciences—began to erode this reassuring sense of certainty. Twenty-first century medicine has now come face-to-face with the practical implications of uncertainty—a problem that flummoxed many mid-20th century physicists (including the great Albert Einstein, who ultimately rejected what is now an accepted principle) when they first confronted Heisenberg's articulation of the principle of uncertainty in physics. Fortunately, once the seriousness of this issue is consciously acknowledged, management strategies can be developed. First, however, we have to stop denying the presence and power of uncertainty in medicine. Research by brain scientists using advanced imaging and electronic technologies and analytic techniques equips the clinician with important knowledge for facing squarely the daunting task of assessing and treating each patient as

a unique individual, shaped by innumerable complex interactions between genetics and the cumulative influences of daily life.

The rest of this chapter will discuss these findings and will describe why the context of uncertainty in medicine requires a change in our view of evidence and the therapeutic relationship, and a considerable expansion in the clinical tool kit of the practitioner. The increasingly technical (and increasingly brief) clinical encounter that has characterized the last few decades in medicine can be transformed into a *healing partnership* through the appropriate integration of relevant evidence from clinical trials, the knowledge gained from breakthroughs in brain science and systems biology, and an expanded clinical armamentarium. Within this complex relational system can be found effective strategies for individualized assessment and treatment, taking into account the uncertainty generated by the complex genetic and environmental uniqueness of each patient—we can, in fact, begin the practice of *personalized, systems medicine* today.^{206, 207}

Evidence-based Medicine in the Clinical Setting: Uses and Limitations

The scientific method disciplines the creative process of human inquiry. In the applied biological sciences (e.g., clinical medicine) prior to World War II, evaluation of emerging therapeutics was mainly the purview of recognized leaders in the medical profession, based primarily on their clinical experience and reputations, and without the rigor of systematic controls or external standards.²⁰⁸ To improve the quality of evidence and render a more accurate judgment with less personal bias, postwar researchers developed the randomized controlled trial (RCT) protocol. The major characteristics of this method include blinded assessment (of subjects, investigators, or both), often in the presence of a placebo control; random assignment to comparable groups; and inferential statistics as a surrogate for establishing causation.²⁰⁹

The reliance on the expert gave way to reliance on results from RCTs. Clinicians could no longer reduce uncertainty by following the lead of a confident expert, but they increasingly appreciated the power of the double-blind, randomized, placebo-controlled clinical trial—a step up in certitude.^{210, 211} Putting aside, for the moment, the many problems inherent in the RCT model, not the least of which is the bias introduced by the influence of big Pharma,^{212, 213, 214, 215} let's briefly explore EBM—the offspring of the RCT model—as understood and used by clinicians to reduce uncertainty.

Proponents of the RCT as the gold standard for unbiased research results have fostered its preeminence in the applied medical fields, both in primary and specialty care. They have argued for and developed algorithms for grading recommendations based on a research quality scale that ranks methodologies in descending order of accepted best evidence:^{216, 217}

- ⊗ Systematic reviews and meta-analyses of RCT studies
- ⊗ RCTs
- ⊗ Nonrandomized intervention studies
- ⊗ Nonexperimental studies
- ⊗ Expert opinion

Amid the early excitement generated by this new schema, certain assumptions were posited as foundational:

A new paradigm for medical practice is emerging. *Evidence-based medicine de-emphasizes intuition, unsystematic clinical experience, and pathophysiologic rationale as sufficient grounds for clinical decision making* and stresses the examination of evidence from clinical research. Evidence-based medicine requires new skills of the physician including efficient literature searching and the application of formal rules of evidence evaluating the clinical literature.²¹⁸ [Italics added.]

—EVIDENCE-BASED MEDICINE WORKING GROUP, JAMA, 1992

The application of EBM in the clinical setting is described as following this general scenario:^{219, 220}

- ⊗ Select specific clinical questions from the patient's problem(s)
- ⊗ Search the literature or databases for relevant clinical information
- ⊗ Appraise the evidence for:
 - validity against the hierarchy of evidence as described above, and
 - usefulness to the patient and practice
- ⊗ Implement useful findings in everyday practice

Arguments in favor of EBM infusion into both medical education and clinical practice are based on the following facts and inferences:^{221, 222}

- ⊗ Available new evidence can and should lead to major changes in patient care
- ⊗ Practicing physicians often fail to obtain available newer relevant evidence
- ⊗ Medical knowledge and clinical performance deteriorate over time without the leavening of newer evidence influencing clinical decisions
- ⊗ Traditional continuing medical education (CME) alone is inefficient and generally does not improve clinical performance without significant follow-up and evaluation measures
- ⊗ The discipline of using evidence-based medicine can keep clinicians up-to-date

In a cogent paper in *The Lancet* in 1999, van Weel and Kottnerus responded to the proddings of many eminent medical thought leaders to move ahead quickly and comprehensively with the integration of EBM into the clinical setting by pointing out the many difficulties of using this schema to manage the care of individual patients with complex, chronic illness:²²³

- ⊗ EBM tends to concentrate on research methodology and reduces clinical practice to the technical implementation of research findings. In a more colloquial view, it is the tail wagging the dog. Rather than using clinical judgment to guide the choice of relevant evidence, EBM is structured with a hierarchy of evidence as the driver of clinical judgment.

- ⊕ The structure of RCT methodology assumes the consequences of individual variability in response to treatment will “wash out” if the subject pool is large enough and the statistical analyses sophisticated enough. *While this may be true for populations, it seriously limits the applicability of the research in primary care, where therapy is delivered one unique patient at a time.*
- ⊕ Co-morbid conditions are the usual justified reason for the exclusion of many patients from RCTs, *so the very patients most in need of usable evidence (e.g., those with complex, chronic conditions) are often not in the cohorts of patients being studied*, making the findings from the research trials very limited in their applicability.
- ⊕ In primary care, treatment usually involves several interventions, sometimes delivered concurrently and sometimes sequentially. Unfortunately, combinations of evidence-based interventions do not sum to a treatment plan that is evidence-based. Interactions between single interventions may increase or decrease their efficacy (even under ideal trial conditions), when blended into a comprehensive plan. Adverse interactions among treatments may, and often do, occur.
- ⊕ Clinical research does not focus on the overall outcome of composite interventions because of the complexity of such studies and the absence of well-developed tools for studying such whole systems approaches.
- ⊕ Drug interventions have been studied more extensively than nonpharmacological interventions, in part due to the technical and methodological difficulties in the design of RCTs for nondrug interventions (and, in part, because of the nonpatentable nature of most lifestyle interventions). This situation creates a significant problem in primary care, where the use of educational, dietary, and lifestyle interventions is attractive because of their resonance with the principle of “maximum effect using minimum resources.”

In marked contrast to the assertions of the EBM Working Group cited earlier, van Weel and Knottnerus suggest that the driving force behind EBM should be a coherent system of fundamental research in *pathophysiology and the humanities*, combined with careful clinical observations, on which systematic (RCT-based) evidence of effectiveness is superimposed. Existing clinical practice should be supported or, if erroneous, corrected on the basis of this coherent system. They go on to propose that “two complementary approaches are needed to strengthen the evidence base of nonpharmacological interventions and complex multifaceted strategies. First, the generic characteristics of complex interventions must be acknowledged as essential for its evaluation. Second, a methodology to allow the assessment of complex effects should be further developed.”

Dr. David Mant in his seminal 1999 paper, “Can randomized trials inform clinical decisions about individual patients?” takes a slightly different tack in exploring the irony that the RCT combines strength of concept for the population being studied with weakness of specific application to the individual patient.²²⁴

The paradox of the clinical trial is that it is the best way to assess whether an intervention works, but is arguably the worst way to assess who will benefit from it.... However, the nub of the argument for me is that randomized controlled trials are primarily about medical interventions and not patients. In clinical trials, patients are randomized to allow a comparison of intervention efficacy unbiased by the individuality of patient. This methodological approach provides society with powerful protection against witch-doctoring, and helps us eliminate the inefficiencies in the provision of medical care described by Cochrane. *But the methodological minimization of information on effectiveness in relation to the individual patient leaves an evidence gap for clinicians.* [Italics added.]

Dr. Alan Feinstein, from the Department of Medicine at Yale University, echoes similar reservations in his article, “Problems in the evidence of evidence-based medicine.”²²⁵ Larry Culpepper and Thomas Gilbert, in their Lancet commentary, “Evidence and ethics,” focus on this same difficulty in the primary-care arena.²²⁶ Although the debate has continued over the past decade, these reasoned arguments have been heard less frequently as the push toward EBM has gained momentum. However, the problems described above have not been solved. Rather, with the advent of personalized medicine and systems biology, it is even more clear that the reductionist simplicity of the RCT frequently does not work to address the significant questions now facing 21st century practitioners in their struggle to cope with the epidemic of complex, chronic disease.^{227, 228, 229, 230, 231}

We can now begin to understand why the effect of research findings on clinical practice has been weaker than the early proponents of EBM postulated. The first problem that has impeded the successful application of EBM to patient care is the complex nature of the translation of research studies to the individual patient’s unique clinical problem(s)—what Larry Weed called knowledge coupling.^{232, 233}

John Hampton, Professor of Cardiology, University Hospital, Nottingham, England, in a review titled “Evidence-based medicine, opinion-based medicine, and real-world medicine,” reasons: “*Clinical trials will tell us what treatments are effective, but not necessarily which patients should receive them... Treatment must always be tailored to the individual patient.*”²³⁴ (We would add to that statement that RCTs can only tell us what treatments are effective *from among those studied*. The decision about what to investigate introduces so much bias into the evidence base that it would be difficult to overstate its impact.)

Added to this methodological conundrum are the real-world exigencies of daily clinical practice that make it virtually impossible to acquire, collate, and filter all relevant evidence prior to direct application to the unique needs of the patient. Imagine a clinic where, after each therapeutic encounter—involving both appropriate history taking and physical examination procedures—a problem list is developed and then carefully subjected to a medical literature search and analysis. The pace of clinical practice will not tolerate the inertia of such a process,²³⁵ even to improve the care of patients who may be in desperate need of new interventions based on emerging evidence.

A second major issue is even more complex. If medical care were as simple as making a diagnosis and then prescribing an appropriate pharmacologic agent (or agents), then the EBM system, as presently configured and applied, might work—but only if appropriate *Problem Oriented Evidence that Matters* (POEMs)^{xiii, 236} were available for each medical problem (and disregarding, for the moment, that

^{xiii}To assist the practicing physician’s effective inclusion of new evidence into daily practice, both government-sponsored and commercially affiliated organizations have moved EBM forward with a collation of filtered studies called: *Problem Oriented Evidence that Matters* (POEMs). Most POEMs and most studies in the Cochrane Collection are research trials of pharmacologic therapeutic interventions. It is now possible to search these specific databases, or self-developed relevant databases that review groups of studies that directly link research findings with specific clinical problems.

most chronic disease is complicated by multiple comorbidities that are rarely addressed by POEMs). Unfortunately, the “better living through chemistry” dream that fueled half a century of research has not, in fact, created a healthier population (see Chapter 2).²³⁷ Although many acute medical problems do appear to respond consistently as envisioned by the EBM model, more than 70% of health problems presenting to clinicians today are both chronic and complex²³⁸ (Chapter 2), and they require a different approach. “Treating only known biological components of disease minimizes the ability of the practitioner to tailor therapeutic interventions to individual patients.”²³⁹

Despite these sobering facts, physician education, training, and reimbursement, as well as research designs for clinical studies that physicians depend upon for effective decision making, continue to be focused primarily on an acute-care model that emphasizes pharmacologic solutions for complex, chronic problems, leaving the discerning clinician without the evidence and tools needed for addressing their patients’ complex needs.

It’s not enough, of course, for us to understand what’s wrong. We must also seek better solutions for these urgent problems, regardless of the difficulty of the task and the elusiveness of the answers. The RCT tool was developed during a specific period in our medical history and worked well to differentiate the traditionalists, who claimed that clinical experience trumped bench science, from the scientists, who perceived the value in systematic inquiry. Major strides in treatment have occurred in the intervening 50 to 60 years as a result of the shift toward the use of RCT methodology. But we are now at another nodal decision point, unique to our cultural and medical evolution. We need more sophisticated tools to shed light on the nature of the web-like interweaving of mechanisms at work in complex, chronic illness.^{240, 241, 242} While alternate study designs and statistical methodologies are being developed for analyzing complex data sets,^{243, 244, 245} we must return the practice of EBM to its original mission of using evidence to inform clinical experience and to expand the understanding of basic mechanisms of health and disease.^{246, 247} This will help to reverse the decade-long plunge toward “... reducing clinical practice to the technical implementation of research findings.”^{248, 249}

In sum, we are now facing another major transition in how we perceive and utilize evidence in clinical medicine. Thomas Kuhn offers this insightful analysis:

When defects in an existing paradigm accumulate to the extent that the paradigm is no longer tenable, the paradigm is challenged and replaced by a new way of looking at the world. Medical practice is changing, and the change, which involves using the medical literature more effectively in guiding medical practice, is profound enough that it can appropriately be called a paradigm shift.²⁵⁰

A Science-Using Profession

Given the serious limitations of applying the EBM model in clinical practice, we must ask two questions central to the future of medicine:

- ⊗ How do we develop an effective therapeutic relationship based upon (1) efficacious, reproducible, and personalized clinical applications that are solidly anchored in science, (2) emerging knowledge about the multifactorial causes of chronic disease, and (3) an expanded awareness of the nature of clinical/critical thinking?

- ⊗ How do we transition from an EBM-based, guideline-driven, prescriptive clinical practice to an individualized, patient-centered approach that captures both the science and the art of medicine?

First, we must recognize that most clinicians, by professional training and inclination, are not scientists. ***Clinical medicine is a science-using profession.*** It is true that diagnosis and treatment have become intensely science-using activities, but these activities have a distinctly different process and endpoint than those of the professional scientist.²⁵¹ “Physicians start from the demands of the patient’s condition and not from the demand for generalizable knowledge, and their goal is just as particular: to treat the patient’s illness, not to test the therapy.”²⁵² The evidence needs of clinical medicine are also distinctly different. The focus on application and usefulness centers on how the evidence informs the assessment and treatment process for each individual patient, given that patient’s unique genetic propensities and unique environmental influences.

At a number of points in this paper, we have documented how most clinical evidence based on RCTs informs about cohorts of patients with similar signs and symptoms (the basis of diagnosis and diagnostic groups), but not does not necessarily provide decision support for an individual patient. The primary responsibility of the attending clinician is to ferret out meaningful evidence for each patient, knowing that unique genomic specificities may predispose that patient to unanticipated results. From this perspective, evidence often serves to qualify *insight*, but when applied in a simplistic or statistically linear way, can create unintended mischief.²⁵³ From this perspective, every maneuver, either further assessment or therapeutic intervention, becomes a clinical probe that must be assessed in partnership with the client as the shared journey of investigation and healing proceeds.

Dr. Sackett, founder and advocate for EBM, was quite clear about this in the early development of EBM: “Evidence based medicine is the conscientious, explicit, and judicious use of current best evidence in making decisions about the care of individual patients. The practice of evidence based medicine means integrating individual clinical expertise with the best available external clinical evidence from systematic research.... *Good doctors use both individual clinical expertise and the best available external evidence and neither alone is enough.*”²⁵⁴ [Italics added.]

The combining of these elements can be viewed as a Venn diagram, where the best outcomes occur when all three elements are represented (Figure 9).

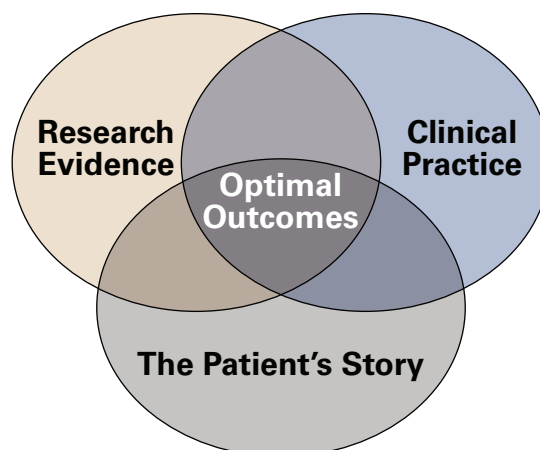


Figure 9:
Optimal Outcomes: Applying Evidence-based Medicine to the Real World

Another Perspective on the Biomedical Model

The complexity of the developing explanatory models has been serially addressed in the *Annals of Family Medicine*, a peer-reviewed medical journal “dedicated to advancing knowledge essential to understanding and improving health and primary care,” including the development of methodology and theory for addressing this conundrum. In the article, “The biopsychosocial model 25 years later: Principles, practice, and scientific inquiry,”²⁵⁵ the authors critique the limitations of the conventional biomedical model and the research methodologies that evolve from this model and preview the evolving model of complexity and causality and the nested model of structural causality:

Few morbid conditions could be interpreted as being of the nature “one microbe, one illness”; rather, there are usually multiple interacting causes and contributing factors. Thus, obesity leads to both diabetes and arthritis; both obesity and arthritis limit exercise capacity, adversely affecting blood pressure and cholesterol levels; and all of the above, except perhaps arthritis, contribute to both stroke and coronary artery disease. Some effects (depression after a heart attack or stroke) can then become causal (greater likelihood of a second similar event). . . . These observations set the stage for models of circular causality that describe how a series of feedback loops sustain a specific pattern of behavior over time.^{256, 257, 258} Complexity science is an attempt to understand these complex recursive and emergent properties of systems^{259, 260} and to find interrelated proximal causes that might be changed with the right set of interventions.²⁶¹

David Deutsch, in *The Fabric of Reality*, describes the need for a next step in using the science of underlying pathophysiological mechanisms of disease in the clinical setting of medicine:

The science of medicine is perhaps the most frequently cited case of increasing specialization seeming to follow inevitably from increasing knowledge, as new cures and better treatments for more diseases are discovered. But as medical and biochemical research comes up with deeper explanations of disease processes (and healthy processes) in the body, understanding is also on the increase. More general concepts are replacing more specific ones as common, underlying molecular mechanisms are found for dissimilar diseases in different parts of the body. Once a disease can be understood as fitting into a general framework, the role of the specialist diminishes. . . . Physicians. . . can look up such facts as are known. But [more importantly] they may be able to apply a general theory to work out the required treatment, and expect it to be effective even if it has never been used before.²⁶²

The real question now facing every discerning, informed clinician²⁶³ is how to bring relevant, graded, emerging scientific evidence to the complex list of problems made unique by the patient’s genetic susceptibilities and potentialities that, in turn, communicate constantly with the ever-changing environment within which the patient lives. No RCT can inform, *in a specific way*, the appropriate clinical roadmap for assessment and planning for therapeutic interventions in this complex environment.²⁶⁴ Clinicians must use science; it is a powerful tool. But they should be in charge of how and when to use it, not dominated and intimidated by it.

The Heuristics that Guide Doctors' Thinking

We believe it is fair to say that the fear of uncertainty has led us to narrow our field of vision far too soon. “Science has not one method, but many. These include observation in the natural world, experimentation in the laboratory, mathematical proof, computer simulation with real data, analysis of surveys and demographical statistics, and thought experiments for the great geniuses, such as Galileo and Einstein. In the social sciences, a climate of anxious identification with a sub-discipline goes hand in hand with methodological rituals ... methodological uniformity and discipline-oriented research are two sides of the same coin....” A shift is needed to “free us from the straightjacket of methodological rituals, allowing us to consider and choose proper methodologies for the problem at hand and to verify a result obtained with one method by using other methods.”²⁶⁵

Has broad-based and open-minded scientific inquiry been skewed by EBM and its hierarchy of evidence codification and ranking?^{266, 267, 268, 269, 270, 271} Is the hegemony of EBM in contemporary medicine, as exemplified by Drs. Montori and Guyatt,²⁷² closing the door on the reintegration of the science and art of medicine?^{xiv} We need to ask what we have surrendered by de-emphasizing “unsystematic clinical experience and pathophysiologic rationale.” What is the irreplaceable loss in patient outcomes with the dismissing of experience, intuition, and wisdom? What must we do to develop skills and methodologies appropriate to clinical decision making in a context of uncertainty?

There is a robust literature that explores the actual methodologies used by clinicians who must make decisions when time and information are limited and the outcome is uncertain. It is clear from brain research that there is an important difference between the human brain and other features of the universe. The brain is a complicated, nonlinear, living system capable of self-organization. The brain does not respond to incoming stimuli in a direct, reflex-like action but continuously changes, constructing its own neural activity patterns in order to adapt to and synchronize with external stimuli. Genetic makeup and continuous stimuli from the environment are the only factors that create individual differences; the twin magnets of chaos and self-organization shape the constant interplay of those factors. The human mind is highly capable of dual processing; in fact, the continuous and virtually seamless integration of reason to test intuition and of intuition to generate the creative thinking that fuels rational inquiry is what advances insight and knowledge.

We usually represent problems in a linear fashion despite the convincing evidence that this type of modeling is not appropriate or adequate for studying the nervous system or human behavior.^{273, 274} This naturally leads to some interesting conclusions about the interrelationship of brain and mind when faced with decision making in a sea of uncertainty.^{275, 276, 277, 278, 279} The mind is an adaptive toolbox with genetically, culturally, and individually created and transmitted rules of thumb. These rules of thumb are called heuristics and are foundational to daily function, intuition, or inspiration.²⁸⁰ *The study of judgment under uncertainty is the study of heuristics.* The human species' response to uncertainty is to rely upon experience, coupled with knowledge, data, and applied wisdom through processes such as heuristics and insight.

^{xiv}In their 2008 review of the progress in EBM, VM Montori and GH Guyatt reiterate a basic principle of EBM cited earlier in this chapter: “Evidence-based medicine *de-emphasizes intuition, unsystematic clinical experience, and pathophysiologic rationale* (italics added) as sufficient grounds for clinical decision making and stresses the examination of evidence from clinical research,” ignoring the significant push back from the international scientific and clinical community regarding the hobbling effects of EBM on both research and translational medicine.

Heuristics and “rules of thumb” are synonymous terms. It is important to distinguish between heuristic and analytic thinking. For instance, heuristic thinking is indispensable for discovering a mathematical proof, whereas analytic thinking is necessary for checking the steps of the proof.²⁸¹ A limited number of simplifying heuristics rather than more formal and extensive algorithmic processing is the rule.²⁸² The classic example of a heuristic that most people have experienced is the “rule of thumb” (gaze heuristic) used for catching a ball, as illustrated in Figure 10.




Figure 10:

How to Catch a Fly Ball: Players rely on unconscious rules of thumb. When a ball comes in high, a player fixates his gaze on the ball, starts running, and adjusts his speed so that the angle of the gaze remains constant.

From page 22 of the essay *Rationality for Mortals*, originally published in *Blackwell Handbook of Judgement and Decision Making*. Copyright Oxford University Press. UK Blackwell permission pending.

The angle of gaze is the angle between the eye and the ball, relative to the ground. For years, brain scientists assumed that a complex process of computations was required for tasks like catching a ball. The artificial intelligence (AI) groups attempted to duplicate these tasks with robotic technologies. However, research by the ‘heuristics’ groups showed a very different process at work.²⁸³ It turns out that a player who uses the *gaze* rule does not need to measure wind, air resistance, spin, or the other complex, causal variables. “All the relevant facts are contained in one variable: the angle of gaze. Note that a player using the *gaze heuristic* is not able to compute the point at which the ball will land. Yet the heuristic leads the player to the landing point...most fielders are blithely unaware of the gaze heuristic, despite its simplicity. Once the rationale underlying an intuitive feeling is made conscious, however, it can be taught.”²⁸⁴

Elwyn et al., in their well reasoned paper, “Decision analysis in patient care,”²⁸⁵ demonstrate the efficacy and comprehensiveness of this methodology. Naylor summarizes in his editorial comments on their paper (published in the *Lancet*):

The process of individualized decision analysis might best be viewed as a way of enhancing communication with patients, rather than as a “black box” from which directives emerge. But if that is the ultimate aim, it seems more useful to develop simple decision aids aimed at helping patients and doctors share information and work through tough choices in the clinical setting. To that end, Elwyn and colleagues call on clinicians and patients to communicate better while embracing fast and frugal rules of thumb [heuristics]. In so doing they have arguably drawn their

readers full circle—from *clinical art to bedside science and back again*. It is ironic, moreover, that the best lessons in *fast and frugal rules of thumb* may well come from understanding the cognitive processes of those master clinicians who consistently make superb decisions without obvious recourse to the canon of evidence-based medicine.²⁸⁶ [Italics added.]

If we are to develop both a clinical methodology and a curriculum that will approximate the best characteristics of successful clinicians, we must compare what is usually done with what could be done. A very pertinent example of how we might transform medical care affects the primary heuristic of contemporary medicine—the patient history and physical exam reporting structure (the H&P heuristic)—that dominates all communication among healthcare practitioners today. We will then compare it to the new heuristic developed by IFM to achieve a more comprehensive communication tool.

Every healthcare provider recognizes this formal construct for medical information and communication. It both describes and dictates the process of the patient visit. The story that emerges from a clinical encounter is typically organized around the following elements:

From Patient Encounter to the Diagnosis: The Conventional Medical Heuristic

- **Chief Complaint (CC)***
- **History of Present Illness (HPI)***
- **Past Medical History (PMH)***
- **Review of Organ Systems (ROS)***
- **Medication and Supplement History***
- **Dietary History***
- **Social, Lifestyle, Exercise History****
- **Physical Examination (PE)***
- **Laboratory and Imaging Evaluations***
- **Assessment and Diagnosis***
- **Treatment Interventions (usually pharmaceutical and/or procedure -based)***

*** = STANDARD PRACTICE**

**** = EXPANDED MODEL**

It is not always recognized that this construct facilitates the “fast and frugal processing” needed to efficiently collect, collate, and use patient information. The conventional H&P heuristic propels all information headlong toward the diagnosis, with the intention of identifying and prescribing the pharmaceutical or procedural therapy associated with that diagnosis. Each individual diagnosis is viewed as a distinct entity unto itself—often investigated during separate office calls and/or by different practitioners. There is no place in the conventional H&P heuristic to tie together multiple diagnoses into a consistent and coherent patient narrative. There is no identification of the antecedent conditions that may predispose the patient to the triggering of dysfunctional adaptive responses, nor of the mediators that may perpetuate the dysfunction. Thus, patients filtered through this conventional heuristic never have a chance

to be fully heard and understood in the context of their whole life experience. Instead, their stories are reduced to a series of diagnoses, treated by different specialists, often in isolation from one another.

The H&P heuristic was shaped by, and thus reinforces, the organ-system model of disease, with its distinct and separate information silos, rather than a systems-medicine perspective that encourages the search for common underlying mechanisms of, and pathways to, disease.

IFM's functional medicine heuristic (FM heuristic) expands upon the same basic structure we are all familiar with, but organizes the information to integrate the patient's genetic and developmental susceptibilities (*antecedents*), historical *triggers*, and ongoing *mediators* of disease. Thus, the patient's story emerges with greater detail, a broader context, and a different focus and ultimate goal:

The Functional Medicine Heuristic

- **Chief Complaint (CC)**
- **History of Present Illness (HPI)**
- **Past Medical History (PMH)**
 - Explore antecedents, triggers, and mediators of CC, HPI, and PMH
- **Review of Organ Systems (ROS)**
 - Genetic predispositions?
- **Medication and Supplement History**
- **Dietary History**
- **Social, Lifestyle, Exercise History**
- **Physical Examination (PE)**
- **Laboratory and Imaging Evaluations:**
 - Immune/inflammatory imbalance
 - Energy imbalance/mitochondrial dysfunction
 - Digestive/absorptive and microbiological imbalance
 - Detoxification/biotransformation/ excretory imbalance
 - Imbalance in structural, boundary, and membrane integrity
 - Hormonal and neurotransmitter imbalances
 - Imbalance in mind - body - spirit integration
- **Initial Assessment:**
 - Enter data on Matrix form; look for common themes
 - Review underlying mechanisms of disease
 - Recapitulate patient's story
 - Organ system-based diagnosis
 - Functional medicine assessment: underlying mechanisms of disease; genetic and environmental influences
- **Treatment Plan:**
 - Individualized
 - Dietary, lifestyle, environmental
 - Nutritional, botanical, psychosocial, energetic, spiritual
 - May include pharmaceuticals and/or procedures

As can be seen in the FM heuristic, the diagnosis is one factor among many that help the clinician and patient explore why and how a condition was triggered and why and how the dysfunction is being mediated. From a disciplined filtering of the patient information through the Functional Medicine Matrix Model™ (see Chapter 5), patterns emerge that illuminate both the underlying causes of dysfunction as well as plausible (and multiple) points of leverage where individualized treatment can create improved function. The potential interventions reflect a broader array of health vectors than just pharmaceutical and procedural interventions because the FM heuristic elicits a pattern that helps the clinician and patient identify where lifestyle and environmental interventions can be applied.

Because clinical reasoning is very often grounded in heuristics (simplified models that guide evaluation and treatment at an unconscious level of awareness), we argue that to change the outcome, we must change the model. The ability to utilize heuristics when time and information are limited and outcomes are uncertain is a very special cognitive trait—an evolutionary breakthrough in adaptive cognition. To understand and refine clinical reasoning and clinical practice—to ultimately improve outcome—a deeper understanding of these adaptive skills must be understood and consciously applied.

Insight

If we are to develop an effective model for the healing partnership, we must also explore the research that illuminates the emergence of insight as a reproducible phenomenon.^{xv} Brain research has illuminated very different functions of the left and right brain that explicate the objective neural correlates of a brain that produces insight. Among the most important features of this emerging view of brain function are the following:

- ⊕ Solving computational questions is primarily a left-brain function. Asking a computational question triggers left-brain activity at the expense of right-brain function. (This has tremendous relevance to the interactions between doctor and patient. When a patient is interrupted with a computational question in the midst of an attempt to describe a pattern of dysfunction, the patient's own opportunity for insight may be lost.)
- ⊕ If the left hemisphere excels at denotation—storing the primary meaning of a word—the right hemisphere deals with connotation, everything that gets left out of a dictionary definition, such as the emotional charge in a sentence or a metaphor. Language is so complex that the brain has to process it in two different ways at the same time. As humans, we need to see both the forest and the trees. The right hemisphere is what helps you see the forest.^{287, 288}
- ⊕ Much of the research into the adaptive unconscious (aka unconscious cognition) suggests that pattern recognition capacity resides in the right brain, but is not specifically localized.^{289, 290} Solving questions requiring insight generates activity that starts in the prefrontal cortex and eventually extends throughout the cortex and deeper structures,

^{xv}“What is insight? The term ‘insight’ is used to designate the clear and sudden understanding of how to solve a problem. Insight is thought to arise when a solver breaks free of unwarranted assumptions, or forms novel, task-related connections between existing concepts or skills.” (Bowden EM. New approaches to demystifying insight. *TRENDS in Cognitive Sciences*. 2005;9(7):322-28.)

searching for possible experiential information that contributes to the emergence of a pattern. It is the appearance of that pattern that sparks the “aha” or “Eureka!” experience in the connotative language centers of the right brain.

In brief, left-brain function helps us with the denotative, computational, linear functions of life and thought, whereas the right brain provides the connotative shadings that give depth and character and color to meaning. Right-brain function is the source of pattern recognition and moments of insight.

The researchers in this field have produced a robust and credible body of research about pattern recognition from experiments that delineate and substantiate the functions of unconscious cognition (the adaptive unconscious) that shape moments and expressions of insight.^{291, 292, 293} Reproducible patterns of brain activity correlate with the experience of insight.²⁹⁴ The prefrontal cortex does not simply function as an aggregator of information. Instead, like the conductor of an orchestra, brain wave activity and energy expenditure are coordinated as if instructed by the prefrontal cortex maestro, waving its baton and directing the players.

This is known as top-down processing, since the prefrontal cortex (the top of the brain) is directly modulating the activity of other areas. Studies show that cells in the right hemisphere are more broadly tuned than cells in the left hemisphere, with longer branches and more dendritic spines. As a consequence, neurons in the right hemisphere are collecting information from a larger area of cortical space. They are less precise but better connected. When the brain is searching for an insight, these are the cells that are most likely to produce it. A small fold of tissue on the surface of the right hemisphere, the anterior superior temporal gyrus (aSTG), becomes unusually active in the second before the insight. The activation is described as sudden and intense, a surge of electricity leading to a rush of blood.^{295, 296}

One of the unusual aspects of insight is not the revelation itself but what happens afterward. The adult brain is an infinite library of associations, a cacophony of competing ideas, and yet, as soon as the right association appears, we *know*. The new thought, which is represented by that rush of gamma waves in the right hemisphere, immediately grabs our attention. As soon as the insight happens, it seems so obvious. People can’t believe they didn’t see it before.^{297, 298, 299}

Insight researchers call the “aha” experience the *moment of categorical insight*. This moment of epiphany registers as a new pattern of neural activity in the prefrontal cortex. The brain cells have been altered by the breakthrough. An insight is a restructuring of information—it’s seeing the same old thing in a completely new way. Once that restructuring occurs, you never go back.³⁰⁰

Insight and the Healing Partnership

“While it’s commonly assumed that the best way to solve a difficult problem is to focus, minimize distractions, and pay attention only to the relevant details, this clenched state of mind may inhibit the sort of creative connections that lead to sudden breakthroughs. We suppress the very type of brain activity that we should be encouraging. Jonathan Schooler has recently demonstrated that making people focus on the details of a visual scene, as opposed to the big picture, can significantly disrupt the insight process. ‘It doesn’t take much to shift the brain into left-hemisphere mode,’ he said.”³⁰¹ We can extrapolate that, as clinicians, although we don’t ignore evidence, when we want insight about a patient’s condition, we are clearly better off not turning to left-brain analysis of the most recent RCTs. And, when we want the patient’s insight, we must learn to elicit the patient’s story (pattern) and really listen to it.


Research focused on the typical, clinical therapeutic encounter has noted that clinicians interrupt the patient's flow of conversation within the first 12 to 18 seconds (or less) of the patient's response to a question.^{302, 303} This reproducible phenomenon in the conventional clinical setting makes sense if you compare the heuristic for contemporary medicine to the functional medicine heuristic. The heuristic of conventional medicine (rule of thumb) achieves the stated goal in an expeditious manner: clinicians use it to identify the primary organ system domain of the presenting problem and then focus on the differential diagnosis within that domain, marching resolutely to the final diagnosis. This is a computational process, without need for a partnership that can produce insight into the underlying causes and mechanisms of the medical problem.

The functional medicine heuristic, on the other hand, requires a carefully nurtured and protected partnership between the clinician and the patient to illuminate the underlying mechanisms of the patient's illness(es). The FM heuristic requires an iterative, cooperative process that yields a more complete narrative story. From a thorough investigation of the antecedents, triggers and mediators of the patient's condition, emerge information and insights that can help to shape a deeper and more comprehensive therapeutic response.

Summary

We have devoted this chapter to achieving a better understanding of an urgent problem facing clinicians today: how to combine both science and art, evidence and insight, into an individualized, patient-centered approach to complex, chronic disease. We do not claim to have *the* (sole or definitive) answer. But we do offer a new focus for both education and practice that can be described and substantiated, taught and practiced. We have presented findings that suggest that the management of uncertainty—the inherent context of clinical medicine—requires a change in the therapeutic relationship on the part of both clinician and patient and a change in how we view and use evidence. The technical therapeutic encounter that has characterized a great deal of patient care for the last few decades must be transformed into a healing partnership through appropriate applications of scientific understanding, evidence from clinical trials, and a new understanding of brain function.

The Institute for Functional Medicine's model of comprehensive care and primary prevention for complex, chronic illnesses (described further in Chapter 5) is grounded in both science (the Functional Medicine Matrix Model; evidence about common underlying mechanisms and pathways of disease; evidence about effective approaches to the environmental and lifestyle sources of disease) and art (the healing partnership and the search for insight in the therapeutic encounter). These two cornerstones of clinical medicine must be integrated into our teaching and practice in order to achieve what we owe to our patients and ourselves—a more effective response to the epidemic of chronic disease. We assert that this can be done.



Chapter 5

FUNCTIONAL MEDICINE: A 21ST CENTURY MODEL OF PATIENT CARE AND MEDICAL EDUCATION

It is much more important to know what sort of a patient has a disease than what sort of a disease a patient has. The good physician treats the disease; the great physician treats the patient who has the disease.

—WILLIAM OSLER

Treat the patient, not the diagnosis.

—THE INSTITUTE FOR FUNCTIONAL MEDICINE

In this chapter, we will review the basic principles, constructs, and methodology of functional medicine. It is not the purpose of this paper to recapitulate the range and depth and science of functional medicine; books and monographs covering that material in great detail are already available for the interested clinician and for use in health professions schools. Our purpose in the first part of this chapter is to describe how functional medicine is organized to deliver personalized, systems medicine and, as such, is equipped to respond to the challenge of treating complex, chronic disease more effectively. In the second part of the chapter, we will discuss how clinicians can be helped to re-integrate the art and science of medicine to create a healing partnership.

Part I: What is Functional Medicine?

Functional medicine conceptualizes health and illness as part of a continuum in which all components of the human biological system interact dynamically with the environment. These interactions produce patterns that change over time in individuals. To manage the complexity inherent in this approach, functional medicine has adopted practical models for obtaining and evaluating clinical information that leads to individualized, patient-centered therapies.

Functional medicine encompasses a dynamic approach to assessing, preventing, and treating complex, chronic disease. It helps clinicians identify and ameliorate dysfunctions in the physiology and biochemistry of the human body as a primary method of improving patient health. In this model of practice, we emphasize that chronic disease is almost always preceded by a period of declining function in one or more of the body's systems. Returning patients to health requires reversing (or substantially improving) the specific dysfunctions that have contributed to the disease state. Those dysfunctions are, for each of us, the result of lifelong interactions among our environment, our lifestyle, and our genetic predispositions. Each patient, therefore, represents a unique, complex, and interwoven set of influences on intrinsic functionality that have set the stage for the development of disease or the maintenance of health.

Historically, the word “functional” has been used somewhat pejoratively in medicine. It has implied a disability associated with either a geriatric or psychiatric problem. We suggest, however, that this is a very limited definition of an extremely useful word. Medicine has not really produced an efficient method for identifying and assessing changes in basic physiological processes that produce symptoms of increasing duration, intensity, and frequency, even though we know that such alterations in function often represent the first signs of conditions that, at a later stage, become pathophysiologically definable diseases. If we broaden the use of functional to encompass this view, *functional medicine* becomes the science and art of detecting and reversing alterations in function that clearly move a patient toward chronic disease over the course of a lifetime. Thus, with functional medicine, we begin to define a model of patient care that seeks to identify underlying chronic dysfunctions associated with altered physiological processes and to maximize functionality at all levels of body, mind, and spirit.

One way to conceptualize where functional medicine falls in the continuum of health and health care is to examine the functional medicine “tree.” In its approach to complex, chronic disease, functional medicine encompasses the whole domain represented by the graphic shown in Figure 11, but *first* addresses the patient's core clinical imbalances, fundamental physiological processes, environmental inputs, and genetic predispositions. Diagnosis, of course, is part of the functional medicine model, but the emphasis is on understanding and improving the functional core of the human being as the starting point for intervention.

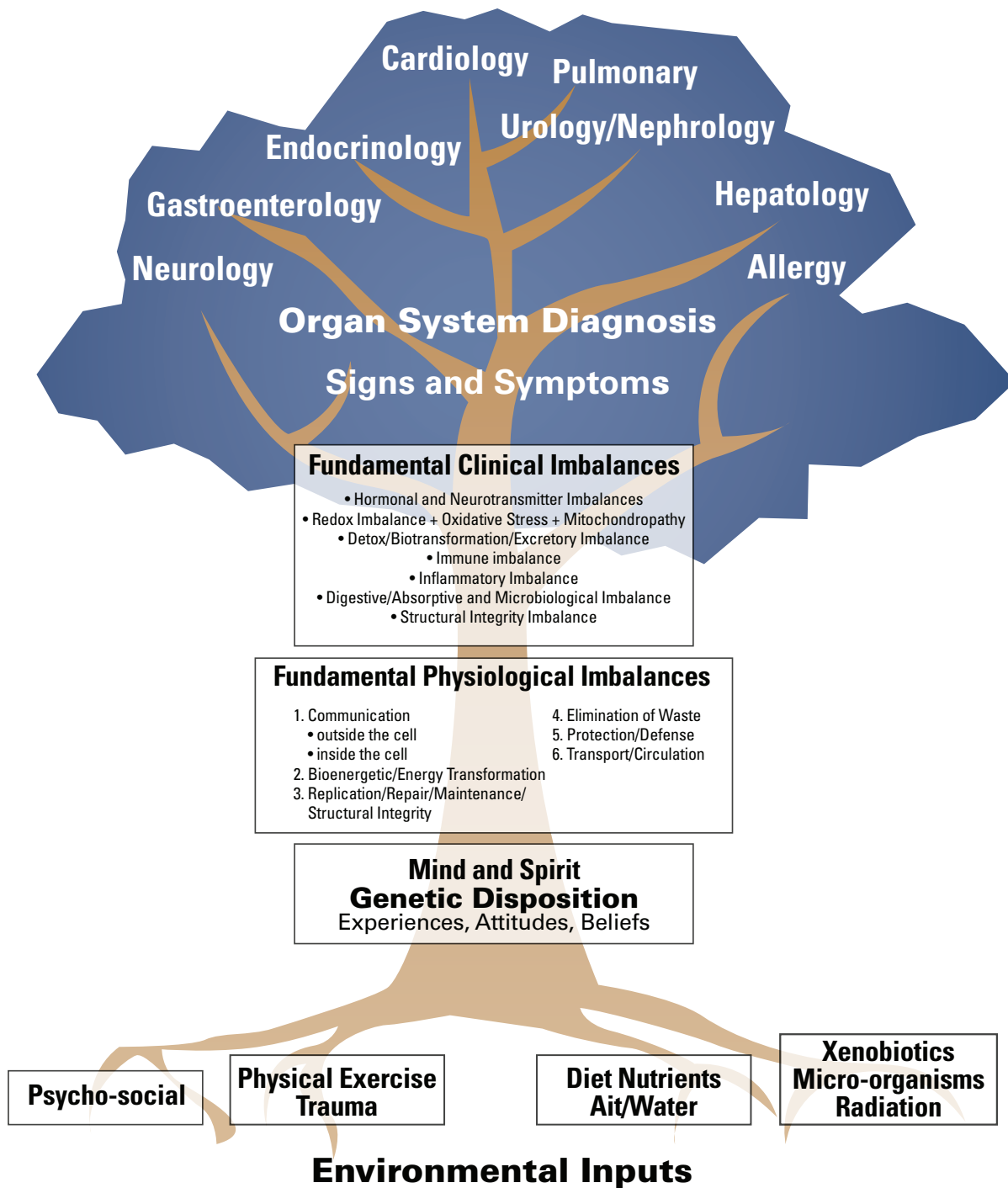


Figure 11:
The Continuum of Health and Health Care

Functional medicine clinicians focus on restoring balance to the dysfunctional systems by strengthening the fundamental physiological processes that underlie them, and by adjusting the environmental and lifestyle inputs that nurture or impair them. This approach leads to therapies that focus on restoring health and function, rather than simply controlling signs and symptoms.

Principles

Seven basic principles characterize the functional medicine paradigm:

- ⊕ Acknowledging the **biochemical individuality** of each human being, based on the concepts of genetic and environmental uniqueness
- ⊕ Incorporating a **patient-centered** rather than a disease-centered approach to treatment
- ⊕ Seeking a dynamic balance among the internal and external factors in a patient's body, mind, and spirit
- ⊕ Addressing the **web-like interconnections** of internal physiological factors
- ⊕ Identifying **health as a positive vitality**—not merely the absence of disease—and emphasizing those factors that encourage a vigorous physiology
- ⊕ **Promoting organ reserve** as a means of enhancing the health span, not just the life span, of each patient
- ⊕ Functional medicine is a **science-using profession**

Environmental Inputs

At the base of the medicine tree graphic are found the building blocks of life, as well as the primary influences on them. When we talk about influencing gene expression, we are interested in the interaction between environment in the broadest sense and any genetic predispositions with which a person may have been born—including the epi genome^{xvi}. Many environmental factors that affect genetic expression are (or appear to be) a matter of choice (such as diet and exercise); others are very difficult for the individual patient to alter or escape (air and water quality, toxic exposures); and still others may be the result of unavoidable accidents (trauma, exposure to harmful microorganisms in the food supply). Some factors that may appear modifiable are heavily influenced by the patient's economic status—if you are poor, for example, it may be impossible to choose more healthful food, decrease stress in the workplace and at home, or take the time to exercise and rest properly. Existing health status is also a powerful influence on the patient's ability to alter environmental input. If you have chronic pain, exercise may be extremely difficult; if you are depressed, self-activation is a huge challenge.

^{xvi}Epigenetics—the study of how environmental factors can affect gene expression without altering the actual DNA sequence, and how these changes can be inherited through generations.

The influence of these inputs on the human organism is indisputable and they are often powerful agents in the battle for health. Ignoring them in favor of the quick fix of writing a prescription means the cause of the underlying dysfunction may be obscured, but is usually not eliminated. In general terms, the environmental inputs listed below should be considered when working to reverse dysfunction or disease and restore health:

- ⊗ Diet (type and quantity of food, food preparation, calories, fats, proteins, carbohydrates)
- ⊗ Nutrients (both dietary and supplemental)
- ⊗ Air
- ⊗ Water
- ⊗ Microorganisms (and the general condition of the soil in which food is grown)
- ⊗ Physical exercise
- ⊗ Trauma
- ⊗ Psychosocial and spiritual factors (including family, work, community, economic status, stress, and belief systems)
- ⊗ Xenobiotics
- ⊗ Radiation

Fundamental Physiological Processes

There are certain physiological processes that are necessary to life. These are the “upstream” processes that can go awry and create “downstream” dysfunctions that eventually become disease entities. Functional medicine requires that clinicians consider these in evaluating patients, so that intervention can occur at the most fundamental level possible. They are:

1. Communication
 - outside the cell
 - inside the cell
2. Bioenergetics/Energy Transformation
3. Replication/Repair/Maintenance/Structural Integrity
4. Elimination of Waste
5. Protection/Defense
6. Transport/Circulation

Although these fundamental physiological processes are usually taught in the first two years of medical training, where they are appropriately presented as the foundation of modern, scientific patient care, subsequent training in the clinical sciences often fails to fully integrate knowledge of the functional mechanisms of disease with therapeutics and prevention, emphasizing instead teaching/learning based

on organ system diagnosis.³⁰⁴ Focusing predominantly on organ system diagnosis without examining the underlying physiology that produced the patient's signs, symptoms, and disease often leads to managing patient care by matching diagnosis to pharmacology. The job of the healthcare provider then becomes a technical exercise in finding the drug or procedure that best fits the diagnosis (not necessarily the patient), leading to a significant curtailment of critical thinking pathways: "Medicine, it seems, has little regard for a complete description of how a myriad of pathways result in any clinical state."³⁰⁵

Even more important, pharmacologic treatments are often prescribed without careful consideration of their physiological effects across all organ systems and physiological processes (and genetic variations).³⁰⁶ Pharmaceutical companies have exploited this weakness. Did you ever see a drug ad that urged the practitioner to carefully consider the impact of all other drugs being taken by the patient before prescribing a new one? The marketing of drugs to specific specialty niches, and the use of sound bite sales pitches that suggest discrete effects, skews healthcare thinking toward this narrow, linear logic, as notably exemplified by the COX-2 inhibitor drugs that were so wildly successful on their introduction, only to be subsequently withdrawn or substantially narrowed in use due to collateral damage.^{307, 308}

Core Clinical Imbalances

The functional medicine approach to assessment, both before and after diagnosis, charts a course using different navigational assumptions. Every health condition instigates a quest for information centered on understanding when and how the specific biological system(s) under examination spun out of control to begin manifesting dysfunction and/or disease. Analyzing all the elements of the patient's story, the signs and symptoms, and the laboratory assessment through a matrix focused on functionality requires analytic thinking and a willingness on the part of the clinician to reflect deeply on underlying biochemistry and physiology. The foundational principles of how the human organism functions—and how its systems communicate and interact—are essential to the process of linking ideas about multifactorial causation with the perceptible effects we call disease or dysfunction.

To assist clinicians in this process, functional medicine has adapted and organized a set of core clinical imbalances that function as the intellectual bridge between the rich basic science literature concerning physiological mechanisms of disease (first two years of medical training) and the clinical studies, clinical experience, and clinical diagnoses of the second two years of medical training. The core clinical imbalances serve to marry the mechanisms of disease with the manifestations and diagnoses of disease. Many common underlying pathways of disease are reflected in a few basic clinical imbalances:

- ⊗ Immune/inflammatory imbalance
- ⊗ Energy imbalance/mitochondrial dysfunction
- ⊗ Digestive/absorptive and microbiological imbalance
- ⊗ Detoxification/biotransformation/excretory imbalance
- ⊗ Imbalance in structural, boundary, and membrane integrity
- ⊗ Hormonal and neurotransmitter imbalances
- ⊗ Imbalance in mind-body-spirit integration

Using this construct, it becomes much clearer that one disease/condition may have multiple causes (i.e., multiple clinical imbalances), just as one fundamental imbalance may be at the root of many seemingly disparate conditions (see Figure 12).

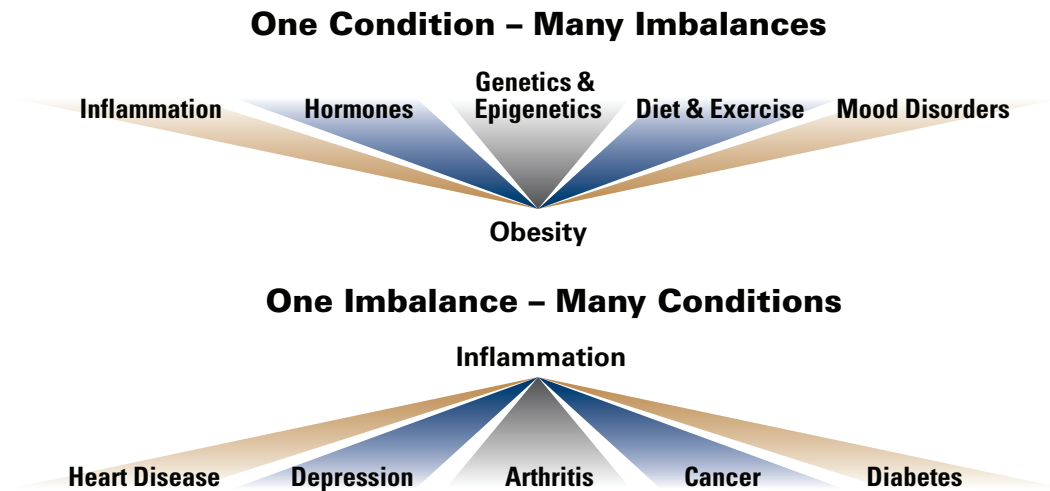


Figure 12:
Core Clinical Imbalances—Multiple Influences

The most important precept to remember about functional medicine is that restoring balance—in the patient’s environmental inputs and in the body’s fundamental physiological processes—is the key to restoring health.

Constructing the Model

Combining the principles, environmental inputs, fundamental physiological processes, and core clinical imbalances creates a new information-gathering-and-sorting architecture for clinical practice. This new model includes an explicit emphasis on principles and mechanisms that weld meaning and mechanistic explanations to the diagnosis and deepen the clinician’s understanding of the often overlapping ways things go wrong. Any methodology for constructing a coherent story and an effective therapeutic plan in the context of complex, chronic illness must be flexible and adaptive. Like an accordion file that can compress and expand upon demand, the amount and kind of data needed will necessarily change in accordance with the patient’s situation and the clinician’s time and ability to piece together the underlying threads of dysfunction. There are many pathways to illness; therefore, the accordion file must expand to incorporate a much larger database of relevant information. For example, the Chief Complaint, History of Present Illness, and Past Medical History sections must expand to include a thorough investigation of antecedents, triggers, and mediators. Personalized medical care without this expanded investigation will fall short.

Distilling the data from the expanded history, physical exam, and laboratory into a narrative story line that includes antecedents, triggers, and mediators can be challenging. Key to developing a thorough narrative

is organizing the story according to the seven common underlying mechanisms that influence health (the core clinical imbalances), as shown on the Functional Medicine Matrix Model™ form (see Figure 13).

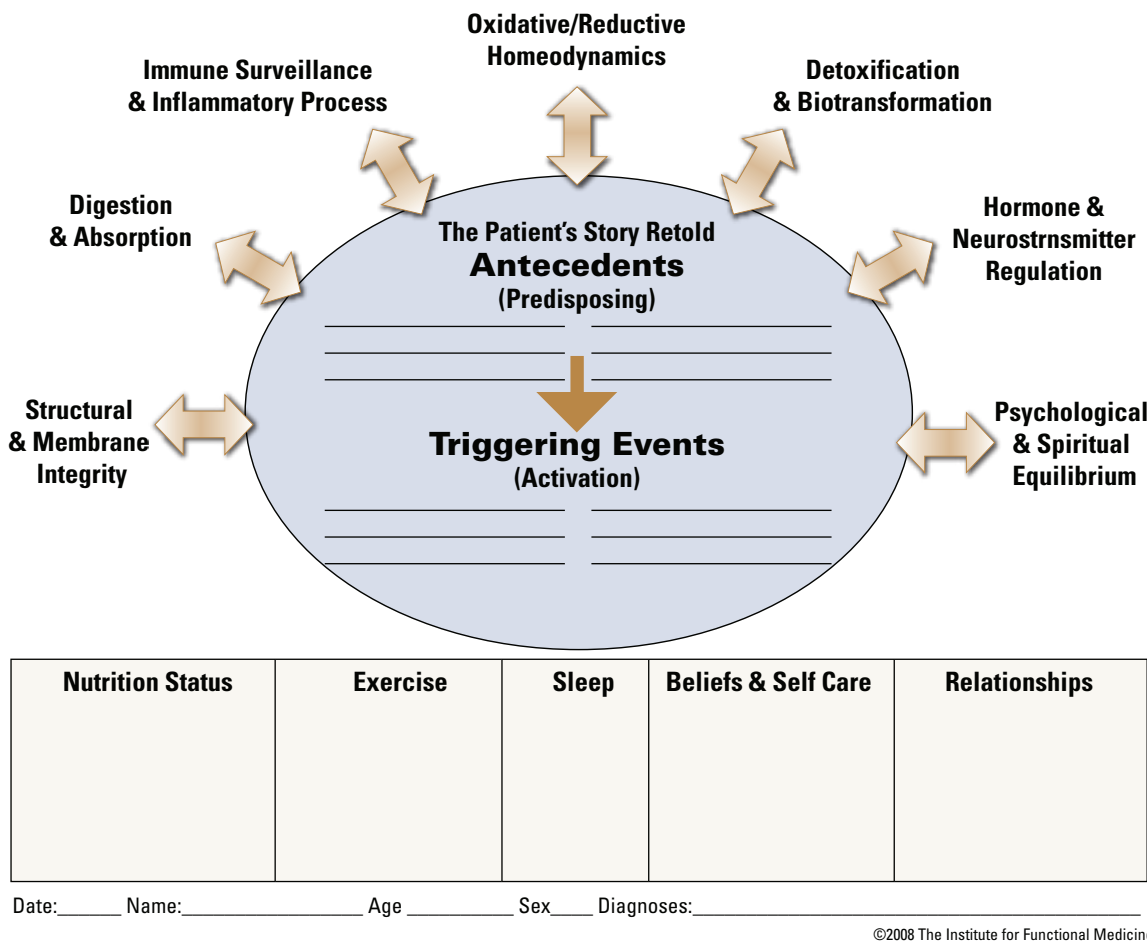


Figure 13:
The Functional Medicine Matrix Model™ Form

The matrix form helps organize and prioritize information, and also clarifies the level of present understanding, thus illuminating where further investigation is needed. For example, indicators of inflammation on the matrix might lead the clinician to request tests for specific inflammatory markers (such as hsCRP, interleukin levels, and/or homocysteine). Essential fatty acid levels, methylation pathway abnormalities, and organic acid metabolites help determine adequacy of dietary and nutrient intakes. Markers of detoxification (glucuronidation and sulfation, cytochrome P450 enzyme heterogeneity) can determine functional capacity for molecular biotransformation. Neurotransmitters and their metabolites (vanilmandelate, homo vanillate, 5-hydroxyindoleacetate, quinolinate) and hormone cascades (gonadal and adrenal) have obvious utility in exploring messenger molecule balance. CT scans, MRIs, or plain x-rays extend our view of the patient's structural dysfunctions. The use of bone scans, DEXA scans, or bone resorption markers^{309, 310} can be useful in further exploring the web-like interactions of the matrix.

Newer, useful technologies such as functional MRIs, SPECT or PET scans offer more comprehensive assessment of metabolic function within organ systems. It is the process of completing a comprehensive history and physical and then charting these findings on the matrix that best directs the choice of laboratory work and successful treatment.

A completed matrix form facilitates the review of common pathways, mechanisms, and mediators of disease, and helps clinicians select points of leverage for treatment strategies. However, even with the matrix as an aid to synthesizing and prioritizing information, it can be very useful to consider the impact of each variable at five different levels:

1. Whole body (the “macro” level)
2. Organ system
3. Metabolic or cellular
4. Subcellular/mitochondrial
5. Subcellular/gene expression

Therapies should be chosen for their potential impact on the most central imbalances of the particular patient. Evaluating interventions that are available at each of the five levels can help to identify a reasonably comprehensive set of options from which to choose. The following lists incorporate only a few examples of various types of interventions within these five different levels.

1. **Whole body interventions:** Because the human organism is a complex adaptive system, with countless points of access, interventions at one level will affect points of activity in other areas as well. For example, improving the patient’s sleep will beneficially influence the immune response, melatonin levels, T cell lymphocyte levels, and will help to decrease oxidative stress. Exercise reduces stress, improves insulin sensitivity, and improves detoxification. Reducing stress (and/or improving stress management) can reduce cortisol levels, improve sleep, improve emotional well being, and reduce the risk of heart disease. Changing the diet can have myriad effects on health, from reducing inflammation to reversing coronary artery disease.
2. **Organ system interventions:** These interventions are used more frequently in the acute presentation of illness. Examples include splinting; draining lesions; repairing lacerations; reducing fractures, pneumothoraxes, hernias or obstructions; or removing a stone to re-establish whole organ function. There are many interventions that improve organ function. For example, bronchodilators improve air exchange, thereby decreasing hypoxia, reducing oxidative stress, and improving metabolic function and oxygenation in a patient with reactive airway disease.

3. **Metabolic or cellular interventions:** Cellular health can be addressed by insuring the adequacy of macronutrients, essential amino acids, vitamins, and cofactor minerals in the diet (or, if necessary, from supplementation). An individual's metabolic enzyme polymorphisms can profoundly affect his or her nutrient requirements. For example, adding conjugated linoleic acid (CLA) to the diet can alter the PPAR system, affect body weight, and modulate the inflammatory response.^{311, 312, 313} However, in a person who is diabetic or insulin resistant, adding CLA may induce hyperproinsulinemia, which is detrimental.^{314, 315} Altering the types and proportions of carbohydrates in the diet may increase insulin sensitivity, reduce insulin secretion, and fundamentally alter metabolism in the insulin-resistant patient. Supporting liver detoxification pathways with supplemental glycine and N-acetylcysteine improves the endogenous production of adequate glutathione, an essential antioxidant in the central nervous system and GI tract.
4. **Subcellular/mitochondrial interventions:** There are many examples of mitochondrial nutrient support interventions.^{316, 317} Inadequate iron intake causes oxidants to leak from mitochondria, damaging mitochondrial function and mitochondrial DNA. Making sure there is sufficient iron helps alleviate this problem. Inadequate zinc intake (found in >10% of the U.S. population) causes oxidation and DNA damage in human cells.³¹⁸ Insuring the adequacy of antioxidants and cofactors for the at-risk individual must be considered in each part of the matrix. Carnitine, for example, is required as a carrier for the transport of fatty acids from the cytosol into the mitochondria, improving the efficiency of beta oxidation of fatty acids and resultant ATP production. In patients who have lost significant weight, carnitine undernutrition can result in fatty acids undergoing omega oxidation, a far less efficient form of metabolism.³¹⁹ Patients with low carnitine may also respond to riboflavin supplementation.³²⁰
5. **Subcellular/gene expression interventions:** Many compounds interact at the gene level to alter cellular response, thereby affecting health and healing. Any intervention that alters NFκB entering the nucleus, binding to DNA, and activating genes that encode inflammatory modulators such as IL-6 (and thus CRP), cyclooxygenase 2, IL-1, lipoxigenase, inducible nitric oxide synthase, TNF-α, or a number of adhesion molecules will impact many disease conditions.^{321, 322} There are many ways to alter the environmental triggers for NFκB, including lowering oxidative stress, altering emotional stress, and consuming adequate phytonutrients, antioxidants, alpha-lipoic acid, EPA, DHA, and GLA.³²³ Adequate vitamin A allows the appropriate interaction of vitamin A-retinoic acid with over 370 genes.³²⁴ Vitamin D in its most active form intercalates with a retinol protein and the DNA exon and modulates many aspects of metabolism including cell division in both healthy and cancerous breast, colon, prostate, and skin tissue.³²⁵ Vitamin D has key roles in controlling inflammation, calcium homeostasis, bone metabolism, cardiovascular and endocrine physiology, and healing.³²⁶

Experience using this model, along with improved pattern-recognition skills, will often lessen the need for extensive laboratory assessments. There will always be, however, certain clinical conundrums that simply cannot be assessed without objective data and, for most patients, there may be an irreducible minimum of laboratory assessments required to accumulate information. For example, in the clinical workup of autistic spectrum disorders in children, heavy metal exposure and toxicity may play an important role. Heavy metal body burden cannot be sensibly assessed without laboratory studies. Another example is

in the context of the progressive, ongoing workup. When clinical acumen and educated steps in both assessments and therapeutic trials do not yield expected improvement, lab testing often provides rewarding information when focused on the unexpected outcomes in the progressive workup. This is frequently the context for focused genomic testing. In most initial workups, lab and imaging technologies can be reserved for those complex cases where the initial interventions prove insufficient to the task of functional explication.

Even using the functional medicine model that has been reviewed here, no single practitioner—and no single discipline—can cover all the viable therapeutic options. Interventions will differ by training, licensure, specialty focus, and even by beliefs and ethnic heritage. However, all healthcare disciplines (and all medical specialties) can—to the degree allowed by their training and licensure—use a functional medicine approach, including integrating the matrix as a basic template for organizing and coupling knowledge and data. So, functional medicine can provide a common language and a unified model to facilitate integrated care. Regardless of what discipline the primary care provider has been trained in, developing a network of capable, collaborative clinicians with whom to co-manage challenging patients and to whom referrals can be made for therapies outside the primary clinician's own expertise will enrich patient care and strengthen the clinician-patient relationship.

Part II: The Healing Partnership— A Synthesis of the Art and Science of Medical Practice

We form partnerships to achieve an objective. For example, a business partnership forms to engage in commercial transactions for financial gain; a marriage partnership forms to build a caring, supportive home-centered environment. A *healing partnership* forms to heal the patient through the integrated application of both the art of medicine (insight driven) and the science of medicine (evidence driven). An effective partnership requires that trust and rapport be established. Patients must feel comfortable telling their stories and revealing intimate information and significant events.

The characteristics of a *therapeutic encounter* are fundamentally different from a *healing partnership*, and each emerges from specific emphases in training. In the therapeutic encounter, the relationship forms to assess and treat a medical problem using (usually) an organ system structure, a differential diagnosis process, and a treatment toolbox focused on pharmacology and medical procedures. The therapeutic encounter pares down the information flow between physician and patient to the minimum needed to identify the organ system domain of most probable dysfunction, followed by a sorting system search (the *differential diagnosis heuristic*). The purpose of this relationship is to arrive at the most probable diagnosis as quickly as possible and select an intervention based on probable efficacy. The relationship is a left brain-guided conversation controlled by the clinician, steeped in Bayesian statistics (EBM), and characterized by algorithmic processing and statistical thinking.^{327, 328}

The functional medicine *healing partnership* forms with a related but broader purpose: to help the patient heal by identifying the underlying mechanisms and influences that initiated and continue to mediate the patient's illness(es). This type of relationship emphasizes a shared responsibility for both identifying the causes of the patient's condition and achieving insight about enduring solutions. The healing partnership is critical to the delivery of *personalized, systems medicine*, and to manage the uncertainty (choices under risk)

inherent in clinical practice. Here, in the healing partnership, we find the appropriate utilization and integration of left-brain and right-brain functions.

Germane to this discussion, Dr. Jerome Groopman—quoted previously in Chapter 4—states:

So a thinking doctor returns to language: “Tell me the story again as if I’d never heard it—what you felt, how it happened, when it happened.”³²⁹

In language, we have the fullest expression of the integration of left- and right-brain function. Language is so complex that the brain has to process it in different ways simultaneously—both denotatively and connotatively. For complexity and nuance to emerge in language, we need the left brain to see the trees, the right brain to help us see and understand the forest.^{330, 331}

To grasp the profound importance of the *healing partnership* to the creation of a system of medicine adequate to the demands of the 21st century, we need to briefly address the nature of healing and its role in the therapeutic relationship. We have noted an emerging body of research in this area.^{332, 333, 334} As Louise Acheson, MD, MS, Associate Editor for the *Annals of Family Practice*, articulated recently in that journal³³⁵:

It is challenging to research this ineffable process called healing.... Hsu and colleagues asked focus groups of nurses, physicians, medical assistants, and randomly selected patients to define healing and describe what facilitates or impedes it.³³⁶ The groups arrived at surprisingly convergent definitions: “Healing is a dynamic process of recovering from a trauma or illness by working toward realistic goals, restoring function, and regaining a personal sense of balance and peace.” They heard from diverse participants that “healing is a journey” and “relationships are essential to healing.”

In the 20th century, contemporary medicine, traditionally considered a healing profession, evolved away from the role of *healer of the sick* to that of *curing disease through modern science*. Research into this transition reveals that healing was/is associated with themes of wholeness, narrative, and spirituality. Professionals and patients alike report healing as an intensely personal, subjective experience involving a reconciliation of meaning for an individual and a perception of wholeness. The biomedical model as currently configured no longer encompasses these traditional characteristics for practitioners. Healing in a holistic sense has faded from medical attention and is rarely discussed in biomedical research reports. Contemporary medicine considers the wholeness of healing to be beyond its orthodoxy—the domain of the nonscientific and nonmedical.³³⁷

Research into the role of healing in the medical environment has recently generated some thoughtful and robust investigations. John Scott and his co-investigators’ research into the healing relationship found very similar descriptions to those of Hsu’s group, mentioned above. The participants in the study³³⁸ articulated aspects of the healing partnership as:

1. Valuing and creating a nonjudgmental emotional bond
2. Appreciating power and consciously managing clinician power in ways that would most benefit the patient
3. Abiding and displaying a commitment to caring for patients over time

Three relational outcomes result from these processes: trust, hope, and a sense of being known. Clinician competencies that facilitate these processes are self-confidence, emotional self-management, mindfulness, and knowledge.³³⁹ In this rich soil, the healing partnership flourishes.

The starting point for creating a healing partnership is the patient’s experience: *People, not diseases, can heal.* The integration of brain science research discussed in Chapter 4—to frame and apply right- and left-brain functions to create a *mindful, insightful* context—enhances the healing partnership during the therapeutic encounter. Mindful integration of brain function is at the heart of a healing partnership. Some of the basic steps for establishing a healing partnership include:

1. Allow patients to express, without interruption,^{xvii} their story about why they have come to see you. (This is an elaboration of the Chief Complaint and Present Illness.) The manner in which the patient frames the initial complaints often presages later insight into the root causes. Any interruption in this early stage of narrative moves the patient back into left-brain processing and away from insight.³⁴⁰
2. After focusing on the main complaint, encourage the patient’s narrative regarding their present illness(es). Clarifications can be elicited by further open-ended questioning (e.g., “tell me more about that”; “what else do you think might be going on?”). During this portion of the interview, there is a switching back and forth between right- and left-brain functions.
 - During this conversation, signs and symptoms of the present illness are distributed by the practitioner into the Functional Medicine Matrix Model form, according to the functional medicine heuristic sorting system described in Chapter 4.
 - The parsing is determined by an assessment of probable underlying causes—based on the robust research evidence base about common underlying mechanisms of disease—and ongoing mediators of the disease.
3. Next, convey to the patient in the simplest terms possible that to achieve lasting solutions to the problem(s) for which he/she has come seeking help, a few fundamental questions must be asked and answered in order to understand the problem in the context of the patient’s personal life. This framing of the interview process moves the endeavor from a left-brain compilation to a narrative that encourages insight—based on complex pattern recognition—about the root causes of the problem.
4. Explaining the structure of the next step helps the patient participate in a journey of exploration about their illness—and their search for health. At this stage, partial control is handed over to the patient with the statement: “*Without your help, we cannot understand your medical problem in the depth and breadth you deserve.*” Leo Galland, MD originally articulated the structure for the patient’s part of the investigation in his antecedents/triggers/mediators schema (ATM model).³⁴¹ (An excerpt from his outstanding chapter on this topic in the *Textbook of Functional Medicine* is included in the Appendix.)

^{xvii}Research focused on the therapeutic encounter has repeatedly found that clinicians interrupt the patient’s flow of conversation within the first 18 seconds or less, often denying the patient an opportunity to finish. (Beckman DB, et al. The effect of physician behavior on the collection of data. *Ann Intern Med.* 1984;101:692-96.)

- a) For determining **antecedent conditions**, the following questions are very useful:
 - When was the present problem not a problem? When were you free of this problem?
 - What were the circumstances surrounding the appearance of the problem?
 - Have similar problems appeared in family members?
- b) For **triggers**, the following question is critical:
 - What conditions, activities, or events seemed to initiate the problem? (Microbes and stressful personal events are examples, but illustrate quite different categories of triggers. Triggers by themselves are usually insufficient for disease formation, so triggers must be viewed within the context of the antecedent conditions.)
- c) **Mediators** of the problem are influences that help perpetuate it.
 - There can be specific mediators of diseases in the patient's activities, lifestyle, and environment. Many diverse factors can affect the host's response to stressors.
 - Any of the core clinical imbalances, discussed above and shown on the Functional Medicine Matrix Model, can transform what might have been a temporary change in homeostasis into a chronic allostatic condition.

It helps at this juncture to emphasize again that the following issues are elemental in forming a healing partnership:

- ⊗ Only the patient can inform the partnership about the conditions that provided the soil from which the problem(s) under examination emerge(s). The patient literally owns the keys to the joint deliberation that can provide insight about the process of achieving a healing outcome.
- ⊗ The professional brings experience, wisdom, tools, and techniques that can be applied to the journey of healing. The professional also works to create the context for a healing insight to emerge.
- ⊗ The patient's information, input, mindful pursuit of insight, and engagement become "the horse before the cart." The cart carries the clinician—the person who guides the journey using evidence, experience, and judgment, and who contributes the potential for expert insight.

The crux of the healing partnership is an equal investment of focus by both clinician and patient. They work together to identify the right places to apply leverage for change. Patients must commit to engage both their left-brain skills and their right-brain function to inform and guide the exploration to the next steps in assessment, therapy, understanding, and insight. Clinicians must also engage both the left-brain computational skills and the right-brain pattern-recognition functions that, when used together, can generate insight about the patient's story.

Two patient case studies (presented below) provide a glimpse into a functional medicine practice and the healing partnership that is necessary for success. The Appendix contains a form developed by IFM faculty for enhancing the pattern-recognition process in ulcerative colitis.

Patient #1: Kikuchi syndrome in an 18 year old female—insight from the healing partnership

Lila was an 18-year-old female transitioning from high school to college, who during the intervening summer experienced rapid onset of unexplained fever, profound fatigue, and lymphadenitis, especially pronounced in the cervical region. Her extended family included physicians, one who lived locally and led the initial investigation. The differential included lymphoma; because of the seriousness of this possible diagnosis, a biopsy of the enlarged cervical lymph nodes was completed expeditiously. Fortunately, the biopsy was more consistent with Kikuchi syndrome than lymphoma. The pathology of Kikuchi is a histiocytic necrotizing lymphadenitis. Her ANA was positive at 1:320, speckled. Kikuchi syndrome is presumed to be an immune response of T cells and histiocytes to an infectious agent, probably viral. At this point, I was asked to consult with the patient and her parents.

The patient was articulate, intelligent (she had been accepted to Harvard), and appeared recovered from the acute phase of her illness. Her father and mother were both present during the consultation. Lila was asked to narrate her story. During the telling of her story, I sorted her symptoms and signs using the FM Heuristic (Chapter 4) and the Functional Medicine Matrix Model (discussed above). At the end of recounting of her story, I explained to her and her parents the functional medicine sorting system, postulating that what we now knew from the history, lab results, and the biopsy was that Lila's immune system had probably been activated by a triggering agent (e.g., microbe, toxicant). I explained that our job now required forming a partnership, using Lila's and her parents' experiences through this episode of illness and my experience with immune-mediated illnesses to build a hypothetical story together.

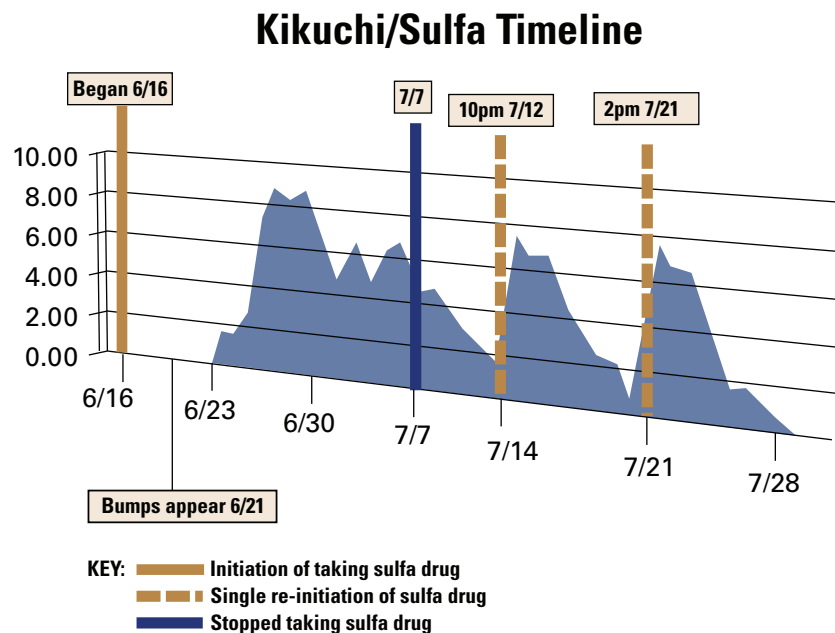
I further explained that we would need to consider the conditions in Lila's family and "habits of living" history that could be antecedent to her illness. I explained that we would then move to the possible triggers in her recent past that might be causal or correlative in the acute expression of her illness. I explained that once an acceptable model emerged from our joint inquiry into the antecedents and triggers of her present illness, we would evaluate the possible probes that might elicit further information or generate treatment plans. They agreed to work together with me using this partnering model.

They were not aware of any exceptional family history of autoimmune or other immune dys-regulatory illnesses. The family's lifestyle, including eating and exercise habits, was laudable. We next addressed the issues of triggers. We knew from reading research sources on Kikuchi syndrome that the most common cause of the lymphadenitis associated with the syndrome was a microbe trigger. The parents were hopeful that we could perform lab analyses for a host of potential viral agents. Lila interrupted her parents at this point to advocate for quite a different possible cause.

Lila recounted that she had been seen in the regional dermatologic referral center for her worsening *acne vulgaris*. The treatment recommended by the consulting dermatologist was a sulfa-containing antibiotic. Before coming for consultation in my clinic, Lila had posited to her dermatologist and her primary care physician that her lymphadenitis was an adverse drug reaction. She and her parents had been told that the severity of her illness, if caused by a drug reaction, would necessarily be accompanied by a rash; she, however, was absent a rash. She had been advised to continue her antibiotic. Her parents retreated from this inquiry in the face of the authoritative disclaimer by both the specialist and the family doctor.

However, Lila did not retreat from her insight. We discussed her intuition (insight) and her reasoning. On the basis of her hypothesis, we jointly finalized a plan that included abstinence from her antibiotic. I advised against a planned back-packing trip to Mexico because of possible toxicant exposures in that environment that might confound her clinical story. We chose to call this a therapeutic probe with my added advice regarding follow-up. (We planned a low allergy diet and detoxification program IF the simple step of removing the triggering agent proved to be an insufficient intervention.)

That evening, I received an email from Lila with the following graph of her illness:



Outcome: Lila has been asymptomatic following continued abstinence from the sulfa-containing antibiotic. She has started her first semester at Harvard. The student health center physician became very interested in her story and has provided regular follow up, including lab. Her ANA titer has slowly returned to normal. No further interventions have been required. She has sought non-pharmacologic treatment interventions for her acne.

**Patient #2: Ulcerative Colitis in a 45 year old female—
providing a context for insight**

The next case illustrates the use of this same model: the pursuit of an antecedent and/or initial trigger for illness (these categories often overlap considerably)—that is, we looked for causes underneath the surface explanations for her condition. This 45-year-old female presented at my office for IBS and diverticulitis with a recent history of hemicolectomy for infectious colitis. The patient's primary residual postsurgical complaints were diffuse abdominal pain and loose stooling alternating with constipation. The review of her present illness revealed a history since her mid-twenties of "gut problems" (her words), including intermittent loose stools with alternating constipation. She had also over the years become intolerant of a plethora of foods. As a result, she had received thorough work-ups for food allergies and intolerances and was trying to follow a rather patchwork diet plan in response to these previous lab evaluations. She had received imaging and endoscopic procedures. However, she had not had follow-up colonoscopy since her surgery. We discussed the need to do follow-up endoscopy to evaluate her present symptoms (to rule out possible post-surgical adhesions complicating stool passage).

The conversation soon shifted into the ATM (antecedents, triggers, and mediators) portion of the investigation. After describing the joint responsibilities for a deeper understanding (insight) regarding her GI maladies, we moved to the questions regarding antecedents for her condition. She denied any family history of similar GI illnesses in her siblings. I then asked the question: *"When was the present problem not a problem? That is, when were you free of the problem and what were the circumstances of the problem's first appearance?"*

At this point, our conversation stopped. She looked a bit flummoxed and asked to consider the question further and more fully answer it when she next returned. At her next appointment, she returned to the question, stating that she wanted to share an experience that preceded her first episode of GI irritability. She said that she had not shared this story with any physician before in the context of the clinical workups for her GI problems. She then told the following story:

I left home at an early age to escape my father. He sexually abused me and my sisters. There did not seem to be any way to stop him; my mother seemed powerless, even when she walked into an abusive episode. In desperation, I left my sisters and my family, married and moved away.

My mother called me one afternoon, years after my leaving home. By that time I was a mother myself, having married and started my own family. My mother was quite upset and related that one of my sisters had arrived at her door, confronting her with the accusation of my father's sexual abuse of her in childhood and the lack of protection by our mother. My mother was adamant in her denial of knowledge of such wrongdoing by my father (my father had died in the intervening years since my leaving home).

I was silent for a moment on the phone with my mother. I then made a choice to placate my mother; I responded to her distress with a lie: "Mother, you know how my sister is; she is so hysterical."

My response seemed to settle my mother down. However, now that you have asked, this was the beginning of my gut problems. I stuffed that lie about our childhood with our father deep down into my gut and my gut has not been normal since.

Outcome: My patient’s therapy for her GI problems has been guided by both this insight regarding the origins of her illness as well as by my professional expertise in the area of both mind-body connections and GI physiology. Her therapeutic interventions focused on the 4R functional medicine approach to GI dysfunctions³⁴² and EMDR psychotherapeutic modalities developed for PTSD³⁴³ (an approach that has emerged from work with returning GIs from the Gulf War and the Afghanistan and Iraq conflicts). She now reports no further problems referable to her GI tract.

Our healing partnership helped elicit the insights that focused our attention on a fundamental issue that was critical to her healing. Without the supportive, mindful context that encouraged her insight to emerge, we would not have had the comprehensive patient story that was necessary for resolution of her problems. In this journey together, both left-brain computation (clinical and scientific evidence about the importance of the 4R GI dysfunction program and EMDR therapy in the context of PTSD) and right-brain functionality (a context for insight) were necessary.

As described in Chapter 4, insight researchers call this “aha” experience the *moment of categorical insight*. The epiphany registers as a new pattern of neural activity in the prefrontal cortex. The brain cells have been altered by the breakthrough. An insight is a restructuring of information—it’s seeing something in a completely new way. Once that restructuring occurs, you never go back.³⁴⁴

Summary

At The Institute for Functional Medicine (IFM) we believe that functional medicine exemplifies a systems-oriented, personalized medicine that recognizes the common underlying mechanisms of complex and chronic diseases that cut across multiple organ systems to shape a patient’s trajectory toward health or disease. IFM’s model of comprehensive care and primary prevention for complex, chronic illnesses is grounded in both science (the Functional Medicine Matrix Model™; evidence about common underlying mechanisms and pathways of disease; evidence about effective approaches to the environmental and lifestyle sources of disease) and art (the *healing partnership* and the search for insight in the therapeutic encounter). We have shown how this approach offers both a conceptual model and pragmatic tools that help to integrate the best of emerging models in both conventional and integrative medicine. When practiced with an explicit emphasis on the importance of pattern-recognition and heuristic competencies inherent to right-brain function, a healing partnership can flourish, insight can be achieved, and a broad array of assessment and therapeutic tools can be utilized. We can produce a *mindful* medical practice paradigm shift that can encompass the uniqueness of each person, deriving probabilities that are clinically meaningful.

As articulated in Gerd Gigerenzer's thoughtful book, *Rationality for Mortals: How People Cope with Uncertainty*, heuristic processing (right brain) and statistical thinking (left brain) are "complementary mental tools, not mutually exclusive strategies; our minds need both."³⁴⁵ Through this uniting of competencies, we can incorporate the strengths of both science and art to craft an effective, personalized, and integrative approach to patient care. Without both elements steadily at work, we will find it exceptionally difficult to address successfully the epidemic of chronic disease that is the challenge of 21st century medicine.

What's Ahead?

Over the past few years, at least 17 of the schools with membership in the Consortium for Academic Health Centers in Integrative Medicine (CAHCIM) have sent attendees for training with IFM. These faculty, residents, fellows, and students have returned to their home institutions as strong advocates for functional medicine (see Appendix for a compilation of relevant comments). They have helped to guide us toward key decision makers and have coached us on useful strategies.

Thanks to these relationships, IFM has already initiated collaborative work on integrating functional medicine into medical education. Two different medical school courses on functional medicine nutrition and genomics were offered in 2008-2009, and six institutions have indicated strong interest in participating in a pilot project program for 2009-2010. Early funding has been secured and strategies, timelines, delivery formats (grand rounds, guest lectures, Webinars, print/online course materials), faculty training, and other issues are now being worked out. We anticipate that these early pilot projects will involve at least one allopathic medical school, one osteopathic medical school, a graduate nutrition program, a residency program in family medicine, and a naturopathic medical school. In addition, at least one online elective in functional medicine for medical students is in the planning stages.

A summary of these pilot projects and their short-term outcomes will be written up and added to this paper as an update following the end of the 2009-2010 academic year. As we bring the current discussion to a close, we'd like to reiterate that the ultimate goal of this entire project is to inspire system-wide change. We look forward to a transformation in health professions education and clinical practice that will help us conquer the 21st century challenge of chronic disease with as much efficacy as the 20th century brought to acute care. The change is imminent, it is urgently needed, and it is entirely possible.

REFERENCES

- ¹Walter Freeman How Brains Make Up Their Minds. 2000. Columbia University Press.
- ²Peter Dayan, L. F. Abbott. Theoretical Neuroscience: Computational and Mathematical Modeling of Neural Systems. The MIT Press; 2005.
- ³Roland Baddeley (Editor), Peter Hancock (Editor), Peter Földiák (Editor). Information Theory and the Brain. Cambridge University Press. 2008.
- ⁴Eric R. Kandel In Search of Memory: The Emergence of a New Science of Mind, W. W. Norton; 2007.
- ⁵Roberto Cabeza (Editor), Alan Kingstone (Editor). Handbook of Functional Neuroimaging of Cognition The MIT Press; 2 edition, 2006.
- ⁶Henry P. Stapp. Mindful Universe: Quantum Mechanics and the Participating Observer (The Frontiers Collection) Springer; 1 edition 2007.
- ⁷Chronic Disease and Health Promotion. Centers for Disease Control, November 2008. Accessed at <http://www.cdc.gov/NCCdphp/overview.htm>.
- ⁸http://www.ted.com/index.php/talks/jill_bolte_taylor_s_powerful_stroke_of_insight.html (1/1/09)
- ⁹Bodenheimer T, Chen E, Bennett H. Confronting the growing burden of chronic disease: can the U.S. health care workforce do the job? Health Affairs. 2009;28(1):64-74.
- ¹⁰Voelker R. US health care system earns poor marks. JAMA. 2008;300(24):2843-4.
- ¹¹O'Toole TE, Conklin DJ, Bhatnagar A. Environmental risk factors for heart disease. Rev Environ Health. 2008;23(3):167-202.
- ¹²Pan SY, DesMeules M. Energy intake, physical activity, energy balance, and cancer: epidemiologic evidence. Methods Mol Biol. 2009;472:191-215.
- ¹³Egger G, Dixon J. Should obesity be the main game? Or do we need an environmental makeover to combat the inflammatory and chronic disease epidemics? Obes Rev. 2009;10(2):237-49.
- ¹⁴Goetzel RZ. Do prevention or treatment services save money? The wrong debate. Health Affairs. 2009;28(1):37-41.
- ¹⁵Bodenheimer T, Chen E, Bennett H. Confronting the growing burden of chronic disease: can the U.S. health care workforce do the job? Health Affairs. 2009;28(1):64-74.
- ¹⁶Snyderman R, Williams RS. Prospective medicine: The next health care transformation. Acad Med. 2003;78:1079-84.
- ¹⁷Partnership for Solutions. Chronic Conditions: Making the Case for Ongoing Care. A Project of Johns Hopkins University and The Robert Wood Johnson Foundation. September 2004. Available at <http://www.partnershipforsolutions.org/DMS/files/chronicbook2004.pdf>.
- ¹⁸American College of Physicians. The impending collapse of primary care medicine and its implications for the state of the nation's health care. A report from the American College of Physicians, January 30, 2006. Available at http://www.acponline.org/advocacy/events/state_of_healthcare/statehc06_1.pdf.
- ¹⁹Thorpe KE. The rise in health care spending and what to do about it. Health Aff. 2005;24(6):1436-45.
- ²⁰Groopman J. How Doctors Think. Houghton Mifflin: New York, 2007-2008. Pp. 151-155.
- ²¹Johns MME, Brigham KL. Transforming health care through prospective medicine: The first step. Acad Med. 2008;83(8):706.
- ²²McKinnon RA, Ward MB, Sorich MJ. A critical analysis of barriers to the clinical implementation of pharmacogenomics. Ther Clin Risk Manag. 2007;3(5):751-9.
- ²³Issa AM. Personalized medicine and the practice of medicine in the 21st century. McGill J Med. 2007 10(1):53-57.
- ²⁴Swen JJ, Huizinga TW, Gelderblom H, et al. Translating pharmacogenomics: challenges on the road to the clinic. PLoS Medicine. August 2007 | Volume 4 | Issue 8 | e209.
- ²⁵Snyderman R, Williams RS. Prospective medicine: The next health care transformation. Acad Med. 2003;78:1079-84.
- ²⁶Snyderman R, Langheier J. Prospective health care: the second transformation of medicine. Genome Biol. 2006;7(2):104.1-104.8.
- ²⁷Syderman R, Yoediono Z. Prospective health care and the role of academic medicine: Lead, follow, or get out of the way. Acad Med. 2008;83(8):707-714.
- ²⁸Johns MME, Brigham KL. Transforming health care through prospective medicine: The first step. Acad Med. 2008;83(8):706.
- ²⁹Wagner EH, Austin BT, Davis C, et al. Improving chronic illness care: translating evidence into action. Health Affairs. 2001;20(6):64-78.
- ³⁰Mutch DM, Wahli W, Williamson G. Nutrigenomics and nutrigenetics: the emerging faces of nutrition. FASEB J. 2005;19:1602-16.
- ³¹Montgomery K. How Doctors Think: Clinical Judgment and the Practice of Medicine. Oxford University Press: New York, NY, 2006. Ch. 2.
- ³²Groopman J. How Doctors Think. Houghton Mifflin: New York, 2007-2008. Pp. 236-239.
- ³³Montgomery K. How Doctors Think: Clinical Judgment and the Practice of Medicine. Oxford University Press: New York, NY, 2006. P. 90.
- ³⁴<http://www.imconsortium.org/>
- ³⁵Racaniello VR. Emerging infectious disease. J Clin Investigation, 2004;113(6):796-8.
- ³⁶Johns MME, Brigham KL. Transforming health care through prospective medicine: The first step. Acad Med. 2008;83(8):706.
- ³⁷Ely JW, Osheroff JA, Gorman PN, et al. A taxonomy of generic clinical questions: classification study. BMJ. 2000;321:429-32.
- ³⁸Holman H. Chronic disease—The need for a new clinical education. JAMA. 2004;292(9):1057-1059.
- ³⁹American College of Physicians. The Impending Collapse of Primary Care Medicine and its Implications for the State of the Nation's Health Care: A Report from the American College of Physicians. January 30, 2006.
- ⁴⁰Overholt A. Health and the profit motive. FastCompany.com. Accessed at <http://www.fastcompany.com/node/46025/print>.
- ⁴¹Bodenheimer T. Uneasy alliance. Clinical investigators and the pharmaceutical industry. N Engl J Med. 2000;342(20):1539-44.
- ⁴²Freemantle N, Stocken D. The commercialization of clinical research: who pays the piper, calls the tune? Fam Pract. 2004;21:335-6.
- ⁴³Angell M. Is academic medicine for sale? N Engl J Med. 2000;342(20):1516-18.
- ⁴⁴Ross LE, Norton JW, Young SA, et al. Is academic medicine for sale? Letters responding to Angell's editorial of that title. N Engl J Med. 2000;343(7):508-10.
- ⁴⁵Bodenheimer T. Uneasy alliance. Clinical investigators and the pharmaceutical industry. N Engl J Med. 2000;342(20):1539-44.
- ⁴⁶Kramarow E, Lubitz J, Lentzner H, Gorina Y. Trends in the health of older Americans, 1970-2005. Health Affairs. 2007;25(5):1417-25.
- ⁴⁷Gregg EW, Cheng YJ, Cadwell BL, et al. Secular trends in cardiovascular disease risk factors according to body mass index in US adults. JAMA. 2005;293(15):1868-74.
- ⁴⁸_____. The high cost of health care (editorial). The New York Times, November 25, 2007. Accessed at <http://www.nytimes.com/2007/11/25/opinion/25sun1.html>.
- ⁴⁹Ely JW, Osheroff JA, Gorman PN, et al. A taxonomy of generic clinical questions: classification study. BMJ. 2000;321:429-32.

- ⁵⁰Thorpe KE, Florence CS, Howard H, Joski P. The rising prevalence of treated disease: effects on private health insurance spending. *Health Affairs*, Web exclusive, June 27, 2005.
- ⁵¹_____. The high cost of health care (editorial). *The New York Times*, November 25, 2007. Accessed at <http://www.nytimes.com/2007/11/25/opinion/25sun1.html>.
- ⁵²Strunk BC, Ginsburg PB, Gabel JR. Tracking health care costs: hospital care surpasses drugs as they key cost driver. *Health Affairs*, Web exclusive, September 26, 2001.
- ⁵³Lichtenberg FR. Are the benefits of newer drugs worth their cost? Evidence from the 1996 MEPS. *Health Affairs*. 2001;20(5):241-51.
- ⁵⁴Appleby J. Prices for some drugs skyrocket. *USA Today*, August 7, 2008. Accessed at http://www.usatoday.com/money/industries/health/drugs/2008-08-07-costlydrugs_N.htm.
- ⁵⁵Thorpe KE, Florence CS, Joski P. Which medical conditions account for the rise in health care spending? *Health Affairs*, Web exclusive, August 25, 2004.
- ⁵⁶Thorpe KE, Florence CS, Howard H, Joski P. The rising prevalence of treated disease: effects on private health insurance spending. *Health Affairs*, Web exclusive, June 27, 2005.
- ⁵⁷DeVol R, Bedroussian A. An Unhealthy America: The Economic Burden of Chronic Disease. The Milken Institute, October 2007.
- ⁵⁸Dr. Gerard Anderson, Partnership for Solutions, "Medicare and Medicaid Are Programs for People with Chronic Illness ... But Do Not Know It," presentation to General Accounting Office, February 5, 2004; Partnership for Solutions, Chronic Conditions: Making the Case for Ongoing Care, December 2002; Medicare spending data from U.S. Department of Health and Human Services.
- ⁵⁹Bureau of Labor Education, University of Maine. The U.S. Health Care System: Best in the world, or just the most expensive? Summer, 2001.
- ⁶⁰The Commonwealth Fund Commission on a High Performance Health System. Why Not the Best? Results from the national scorecard on U.S. health system performance, July 2008.
- ⁶¹Morrissey S, Curfman GD, Drazen JM. Health of the nation—coverage for all Americans. *N Engl J Med*. 2008;259(8):855-6.
- ⁶²The Commonwealth Fund Commission on a High Performance Health System. Why Not the Best? Results from the national scorecard on U.S. health system performance, July 2008.
- ⁶³Willett WC. Balancing life-style and genomics research for disease prevention. *Science*. 2002; 296:695-97.
- ⁶⁴Thorpe KE, Florence CS, Howard H, Joski P. The rising prevalence of treated disease: effects on private health insurance spending. *Health Affairs*, Web exclusive, June 27, 2005.
- ⁶⁵Heaney RP. Long-latency deficiency disease: insights from calcium and vitamin D. *Am J Clin Nutr* 2003;78:912-9.
- ⁶⁶Racaniello VR. Emerging infectious disease. *J Clin Investigation*, 2004;113(6):796-8
- ⁶⁷Lazarou J, Pomeranz BH, Corey PN. Incidence of adverse drug reactions in hospitalized patients: a meta-analysis of prospective studies. *JAMA* 1998;279:1200-5.
- ⁶⁸Sørensen JM. Herb-drug, food-drug, nutrient-drug, and drug-drug interactions: mechanisms involved and their medical implications. *J Altern Complement Med*. 2002 Jun;8(3):293-308.
- ⁶⁹Huang CF, Lin SS, Liao PH, et al. The Immunopharmaceutical effects and mechanisms of herb medicine. *Cell Mol Immunol*. 2008;5(1):23-31.
- ⁷⁰Sørensen JM. Herb-drug, food-drug, nutrient-drug, and drug-drug interactions: mechanisms involved and their medical implications. *J Altern Complement Med*. 2002 Jun;8(3):293-308.
- ⁷¹Lazarou J, Pomeranz BH, Corey PN. Incidence of adverse drug reactions in hospitalized patients: a meta-analysis of prospective studies. *JAMA* 1998;279:1200-5.
- ⁷²The Commonwealth Fund Commission on a High Performance Health System. Why Not the Best? Results from the national scorecard on U.S. health system performance, July 2008.
- ⁷³Zetin M, Hoepner CT, Bjornson L. Rational antidepressant selection: Applying evidence-based medicine to complex real-world patients. *Psychopharmacol Bull*. 2006;39:38-104.
- ⁷⁴Hordijk-Trion M, Lenzen M, Wijns W, Peter de Jaegere P, et al. Patients enrolled in coronary intervention trials are not representative of patients in clinical practice: results from the Euro Heart Survey on Coronary Revascularization. *Eur Heart J*. 2006;27:671-8.
- ⁷⁵Mengis C, Acbi S, Tobler A, Dahler W, Fey MF. Assessment of differences in patient populations selected for or excluded from participation in phase III acute myelogenous leukemia trials. *J Clin Oncology*. 2003;21(21):3933-9.
- ⁷⁶Hedaya R, Quinn S. Depression: Advancing the Treatment Paradigm. The Institute for Functional Medicine; Gig Harbor, WA: 2008.
- ⁷⁷Jones DS. Changing the evidence model. Chapter 5 in *Textbook of Functional Medicine* (DS Jones, ed). The Institute for Functional Medicine; Gig Harbor, WA: 2005.
- ⁷⁸Ramos RG, Olden K. Gene-environment interactions in the development of complex disease phenotypes. *Int J Environ Res Public Health*. 2008;5(1):4-11.
- ⁷⁹Lakdawalla DN, Goldman DP, Shang B. The health and cost consequences of obesity among the future elderly. *Health Affairs*, September 26, 2005 (Web exclusive).
- ⁸⁰Kumanyika SK, Obarzanek E, Stettler N, Bell R, et al. Population-based prevention of obesity. The need for comprehensive promotion of healthful eating, physical activity, and energy balance. *Circulation*. 2008;118:428-64.
- ⁸¹Kivimäki M, Virtanen M, Elovainio M, Kouvonen A, Väänänen A, Vahtera J. Work stress in the etiology of coronary heart disease—a meta-analysis. *Scand J Work Environ Health*. 2006 Dec;32(6):431-42.
- ⁸²Garcau MG, Silva MA, Perdue MH. Pathophysiological mechanisms of stress-induced intestinal damage. *Curr Mol Med*. 2008 Jun;8(4):274-81.
- ⁸³Logan JG, Barksdale DJ. Allostasis and allostatic load: expanding the discourse on stress and cardiovascular disease. *J Clin Nurs*. 2008 Apr;17(7B):201-8.
- ⁸⁴Lakdawalla DN, Goldman DP, Shang B. The health and cost consequences of obesity among the future elderly. *Health Affairs*, September 26, 2005 (Web exclusive).
- ⁸⁵Hedaya RJ. Stress, spirituality, poverty and community—effects on health. Chapter 33 in Jones DS (Ed), *Textbook of Functional Medicine*. The Institute for Functional Medicine, Gig Harbor, WA: 2005.
- ⁸⁶The Commonwealth Fund Commission on a High Performance Health System. Why Not the Best? Results from the national scorecard on U.S. health system performance, July 2008.
- ⁸⁷Bureau of Labor Education, University of Maine. The U.S. Health Care System: Best in the world, or just the most expensive? Summer, 2001.
- ⁸⁸Armstrong GL, Conn LA, Pinner RW. Trends in infectious disease mortality in the United States during the 20th century. *JAMA*. 1999;281(1):61-6.
- ⁸⁹Ten great public health achievements—United States, 1900-1999. *Morbidity and Mortality Weekly Report*, April 2, 1999;48(12).
- ⁹⁰Centers for Disease Control. Leading causes of death, 1900-1998. Accessed at http://www.cdc.gov/nchs/data/dvs/lead1900_98.pdf.
- ⁹¹Gregg EW, Cheng YJ, Cadwell BL, Imperatore G, et al. Secular trends in cardiovascular disease risk factors according to body mass index in US adults. *JAMA*. 2005;293(15):1868-74.

- ⁹²Gregg EW, Cheng YJ, Cadwell BL, Imperatore G, et al. Secular trends in cardiovascular disease risk factors according to body mass index in US adults. *JAMA*. 2005;293(15):1868-74.
- ⁹³Kramarow E, Lubitz J, Lentzner H, Gorina Y. Trends in the health of older Americans, 1970-2005. *Health Affairs*. 2007;26(5):1417-25.
- ⁹⁴Thorpe KE, Florence CS, Howard H, Joski P. The rising prevalence of treated disease: effects on private health insurance spending. *Health Affairs*, Web exclusive, June 27, 2005.
- ⁹⁵Froguel P, Blakemore AI. The power of the extreme in elucidating obesity. *N Engl J Med*. 2008;359(9):891-3.
- ⁹⁶Lakdawalla DN, Goldman DP, Shang B. The health and cost consequences of obesity among the future elderly. *Health Affairs*, September 26, 2005 (Web exclusive).
- ⁹⁷Olshansky SJ, Passaro DJ, Hershow RC, Layden J, et al. A potential decline in life expectancy in the United States in the 21st century. *NEJM*. 2005;352(11):1138-45.
- ⁹⁸Lakdawalla DN, Goldman DP, Shang B. The health and cost consequences of obesity among the future elderly. *Health Affairs*, September 26, 2005 (Web exclusive).
- ⁹⁹Olshansky SJ, Passaro DJ, Hershow RC, Layden J, et al. A potential decline in life expectancy in the United States in the 21st century. *NEJM*. 2005;352(11):1138-45.
- ¹⁰⁰Kumanyika SK, Obarzanek E, Stettler N, Bell R, et al. Population-based prevention of obesity. The need for comprehensive promotion of healthful eating, physical activity, and energy balance. *Circulation*. 2008;118:428-64.
- ¹⁰¹Bibbins-Domingo K, Coxson P, Pletcher MJ, et al. Adolescent overweight and future adult coronary heart disease. *N Engl J Med*. 2007;357(23):2371-9.
- ¹⁰²Caballero B, Wang Y. Commentary: Obesity and mortality—light at the end but still a long tunnel. *Int J Epidemiol*. 2006;35:21-22.
- ¹⁰³Kumanyika SK, Obarzanek E, Stettler N, Bell R, et al. Population-based prevention of obesity. The need for comprehensive promotion of healthful eating, physical activity, and energy balance. *Circulation*. 2008;118:428-64.
- ¹⁰⁴Prentice RL, Willett WC, Greenwald P, et al. Nutrition and physical activity and chronic disease prevention: research strategies and recommendations. *J Natl Canc Inst*. 2004;96(17):1276-87.
- ¹⁰⁵Horton R. Commentary: The new new public health of risk and radical engagement. *Lancet*. 1998;352(9124):251-52.
- ¹⁰⁶Hedaya R, Quinn S. Depression: Advancing the Treatment Paradigm. A Functional Medicine Monograph. The Institute for Functional Medicine: Gig Harbor, WA, 2008.
- ¹⁰⁷Zahran HS, Kobau R, Moriarty DG, Zack MM, et al. Health-Related Quality of Life Surveillance—United States, 1993-2002. *MMWR Surveillance Summaries*. October 28, 2005;54(SS04):1-35. Accessed at <http://www.cdc.gov/mmwr/preview/mmwrhtml/ss5404a1.htm>.
- ¹⁰⁸CBS Evening News. The Sandwich Generation. May 8, 2006.
- ¹⁰⁹Holman H. Chronic disease—The need for a new clinical education. *JAMA*. 2004;292(9):1057-1059.
- ¹¹⁰Chassin MR, Galvin RW. The urgent need to improve health care quality. Institute of Medicine National Roundtable on Health Care Quality. *JAMA*. 1998;280(11):1000-05.
- ¹¹¹Institute of Medicine Committee on Quality of Health Care in America. *Crossing the Quality Chasm: A New Health System for the 21st Century*. National Academy Press: Washington, DC, 2001.
- ¹¹²Issa AM. Personalized medicine and the practice of medicine in the 21st century. *McGill J Med*. 2007 10(1):53-57.
- ¹¹³Jorgensen JT. From blockbuster medicine to personalized medicine. *Personalized Med*. 2008;5(1):55-63.
- ¹¹⁴Issa AM. Personalized medicine and the practice of medicine in the 21st century. *McGill J Med*. 2007 10(1):53-57.
- ¹¹⁵Jorgensen JT. From blockbuster medicine to personalized medicine. *Personalized Med*. 2008;5(1):55-63.
- ¹¹⁶Dinh P, de Azambuja E, Cardoso F, Piccart-Gebhart MJ. Facts and controversies in the use of trastuzumab in the adjuvant setting. *Nat Clin Pract Oncol*. 2008 Sep 9. [Epub ahead of print]
- ¹¹⁷Issa AM. Personalized medicine and the practice of medicine in the 21st century. *McGill J Med*. 2007 10(1):53-57.
- ¹¹⁸Dendukuri N, Khetani K, McIsaac M, Brophy J. Testing for HER2-positive breast cancer: a systematic review and cost-effectiveness analysis. *CMAJ*. 2007;176(10):1429-34.
- ¹¹⁹Dinh P, de Azambuja E, Cardoso F, Piccart-Gebhart MJ. Facts and controversies in the use of trastuzumab in the adjuvant setting. *Nat Clin Pract Oncol*. 2008 Sep 9. [Epub ahead of print]
- ¹²⁰Scott SA, Edelman L, Kornreich R, Desnick RJ. Warfarin pharmacogenetics: CYP2C9 and VKORC1 genotypes predict different sensitivity and resistance frequencies in the Ashkenazi and Sephardi Jewish populations. *Am J Hum Genet*. 2008 Feb;82(2):495-500. Epub 2008 Jan 17.
- ¹²¹Caldwell MD, Awad T, Johnson JA, Gage BF, et al. CYP4F2 genetic variant alters required warfarin dose. *Blood*. 2008 Apr 15;111(8):4106-12. Epub 2008 Feb 4.
- ¹²²Momary KM, Shapiro NL, Viana MA, Nutescu EA, Helgason CM, Cavallari LH. Factors influencing warfarin dose requirements in African-Americans. *Pharmacogenomics*. 2007 Nov;8(11):1535-44.
- ¹²³Tham LS, Goh BC, Nafziger A, Guo JY, Wang LZ, Soong R, Lee SC. A warfarin-dosing model in Asians that uses single-nucleotide polymorphisms in vitamin K epoxide reductase complex and cytochrome P450 2C9. *Clin Pharmacol Ther*. 2006 Oct;80(4):346-55.
- ¹²⁴Scott SA, Edelman L, Kornreich R, Desnick RJ. Warfarin pharmacogenetics: CYP2C9 and VKORC1 genotypes predict different sensitivity and resistance frequencies in the Ashkenazi and Sephardi Jewish populations. *Am J Hum Genet*. 2008 Feb;82(2):495-500. Epub 2008 Jan 17.
- ¹²⁵Issa AM. Personalized medicine and the practice of medicine in the 21st century. *McGill J Med*. 2007 10(1):53-57 McKinnon RA, Ward MB, Sorich MJ. A critical analysis of barriers to the clinical implementation of pharmacogenomics. *Ther Clin Risk Manag* 2007;3(5):751-9.
- ¹²⁶Hillman MA, Wilke RA, Yale SH, et al. A prospective randomized pilot trial of model-based warfarin dose initiation using CYP2C9 genotype and clinical data. *Clin Med Res*. 2005;3(3):137-45.
- ¹²⁷Carlquist JF, Horne BD, Muhlestein JB, Lappe DL, et al. Genotypes of the cytochrome p450 isoform, CYP2C9, and the vitamin K epoxide reductase complex subunit 1 conjointly determine stable warfarin dose: a prospective study. *J Thromb Thrombolysis*. 2006;22(3):191-7.
- ¹²⁸Ghosh D, Skinner MA, Laing WA. Pharmacogenomics and nutrigenomics: synergies and differences. *Eur J Clin Nutr*. 2007;61:567-74.
- ¹²⁹Subbiah MT. Nutrigenetics and nutraceuticals: the next wave riding on personalized medicine. *Trans Res*. 2007;149:55-61.
- ¹³⁰Mabry PL, Olster DH, Morgan GD, Abrams DB. Interdisciplinarity and systems science to improve population health. A view from the NIH Office of Behavioral and Social Sciences Research. *Am J Prev Med*. 2008;35(2S).
- ¹³¹Culliton BJ. Nanomedicine—The power of proteins: A conversation with Lance Liotta and Emanuel Petricoin. *Health Aff*. 2008;27(4):w310-w314. Published online June 17, 2008.
- ¹³²Phillips KA, Liang SY, Van Bebbler S, Canpers Research Group. Challenges to the translation of genomic information into clinical practice and health policy: Utilization, preferences and economic value. *Curr Opin Mol Ther*. 2008;10(3):260-6.
- ¹³³Mabry PL, Olster DH, Morgan GD, Abrams DB. Interdisciplinarity and systems science to improve population health. A view from the NIH Office of Behavioral and Social Sciences Research. *Am J Prev Med*. 2008;35(2S).

- ¹³⁴Benner SA, Hoshika S, Sukeda M, et al. Synthetic biology for improved personalized medicine. *Nucleic Acids Symp.* 2008; Series No. 52;243-4.
- ¹³⁵Richmond TD. The current status and future potential of personalized diagnostics: Streamlining a customized process. *Biotechnol Annu Rev.* 2008;14:411-22.
- ¹³⁶de Leon J. Pharmacogenomics: The promise of personalized medicine for CNS disorders. *Neuropsychopharmacology.* 2008;Sep 17. [Epub ahead of print]
- ¹³⁷McKinnon RA, Ward MB, Sorich MJ. A critical analysis of barriers to the clinical implementation of pharmacogenomics. *Ther Clin Risk Manag* 2007;3(5):751-9.
- ¹³⁸Issa AM. Personalized medicine and the practice of medicine in the 21st century. *McGill J Med.* 2007 10(1):53-57.
- ¹³⁹Culliton BJ. Nanomedicine—The power of proteins: A conversation with Lance Liotta and Emanuel Petricoin. *Health Aff.* 2008;27(4):w310-w314. Published online June 17, 2008.
- ¹⁴⁰Culliton BJ. Nanomedicine—The power of proteins: A conversation with Lance Liotta and Emanuel Petricoin. *Health Aff.* 2008;27(4):w310-w314. Published online June 17, 2008.
- ¹⁴¹Snyderman R, Williams RS. Prospective medicine: The next health care transformation. *Acad Med.* 2003;78:1079-84.
- ¹⁴²Snyderman R, Yoediono Z. Prospective health care and the role of academic medicine: lead, follow, or get out of the way. *Acad Med.* 2008;83(8):707-14.
- ¹⁴³Snyderman R, Williams RS. Prospective medicine: The next health care transformation. *Acad Med.* 2003;78:1079-84.
- ¹⁴⁴Predictive model focuses on morbidity. New program quantifies risk in terms that get attention. *Disease Management Advisor.* 2007;13(8): August. Accessed October 22, 2008 at http://www.knowyournumber.com/pdf/DMA_2099.pdf.
- ¹⁴⁵Information accessed October 22, 2008 at: <http://www.navigenics.com/healthcompass/Overview/?jsessionid=0AC087B7DEFA99327D03E99696D603DD.129781-prodappl>.
- ¹⁴⁶Information accessed October 22, 2008 at: <http://www.biophysicalcorp.com/assessments/know-more.aspx>.
- ¹⁴⁷Dobbe E, Gurney K, Kiekow S, et al. Gene-expression assays: new tools to individualized treatment of early stage breast cancer. *Am J Health Syst Pharm.* 2008;65:23-8.
- ¹⁴⁸Snyderman R, Williams RS. Prospective medicine: The next health care transformation. *Acad Med.* 2003;78:1079-84.
- ¹⁴⁹Johns MM, Brigham KL. Transforming health care through prospective medicine: The first step. *Acad Med.* 2008;83(8):706.
- ¹⁵⁰Information accessed October 23, 2008 at: http://www.improvingchroniccare.org/index.php?p=Model_Elements&s=18.
- ¹⁵¹Institute of Medicine Committee on Quality of Health Care in America. *Crossing the Quality Chasm: A New Health System for the 21st Century.* National Academy Press: Washington, DC, 2001.
- ¹⁵²Nutting PA, Dickinson WP, Dickinson LM, et al. use of chronic-care model elements is associated with higher-quality care for diabetes. *Ann Fam Med.* 2007;5:14-20.
- ¹⁵³Dipiero A, Dorr DA, Kelso C, Bowen JL. Integrating systematic chronic care for diabetes into an academic general internal medicine resident-faculty practice. *J Gen Intern Med.* 2008; August 28. [Epub ahead of print]
- ¹⁵⁴Henke RM, Chou AF, Chanin JC, et al. Physician attitude toward depression care interventions: Implication for implementation of quality improvement initiatives. *Implementation Science.* 2008;3:40-9.
- ¹⁵⁵Hung DY, Shelley DR. Multilevel analysis of the chronic-care model and 5A services for treating tobacco use in urban primary care clinics. *Health Serv Res.* 2008; September 8. [Epub ahead of print]
- ¹⁵⁶Hroschowski MC, Solberg LI, Sperl-Hillen JM, et al. Challenges of change: A qualitative study of chronic-care model implementation. *Ann Fam Med.* 2006;4:317-26.
- ¹⁵⁷Baxley EG, Stanek M. The AAMC Academic Chronic Care Collaborative: Family medicine's participation and lessons learned. *Ann Fam Med.* 2007;5(2):183-4.
- ¹⁵⁸www.ahrq.gov/populations/chroniccaremodel/chronicintro.htm
- ¹⁵⁹Beltran DJ and Lubow HW and Driedger AA. Letters and response to "Why is evidence-based medicine the legal standard of practice?" *Medscape J Med.* 2008;10(1 and 3).
- ¹⁶⁰Hurwitz B. How does evidence based guidance influence determinations of medical negligence? *BMJ.* 2004;329:1024-8.
- ¹⁶¹GRADE Working Group. Grading quality of evidence and strength of recommendations. *BMJ.* 2004; 328(7454):1490-7.
- ¹⁶²Evidence-based Medicine Working Group. Evidence-based medicine: A new approach to teaching the practice of medicine. *JAMA* 1992;68:2420-5.
- ¹⁶³Sackett DL, Rosenberg WM. The need for evidence-based medicine. *J Royal Soc Med.* 1995;88:620-4.
- ¹⁶⁴Guyatt G, Cook D, Hanes B. Evidence based medicine has come a long way. *BMJ.* 2004;329:990-1.
- ¹⁶⁵Guyatt GH, Oxman AD, Vist GE, et al. GRADE: What is "quality of evidence" and why is it important to clinicians? *BMJ.* 2008; 336(7651):995-8.
- ¹⁶⁶Guyatt GH, Oxman AD, Vist GE, et al. GRADE: What is "quality of evidence" and why is it important to clinicians? *BMJ.* 2008; 336(7651):995-8.
- ¹⁶⁷Guyatt GH, Oxman AD, Vist GE, et al. GRADE: What is "quality of evidence" and why is it important to clinicians? *BMJ.* 2008; 336(7651):995-8.
- ¹⁶⁸Bagshaw SM, Bellomo R. The need to reform our assessment of evidence from clinical trials: A commentary. *Philos Ethics Humanit Med.* 2008;3:23-33.
- ¹⁶⁹Guyatt GH, Oxman AD, Vist GE. GRADE: an emerging consensus on rating quality of evidence and strength of recommendations. *BMJ.* 2008;336:
- ¹⁷⁰Evans D. Hierarchy of evidence: a framework for ranking evidence evaluating healthcare interventions. *J Clin Nurs.* 2003; 12: 77–84.
- ¹⁷¹Montori VM, Guyatt GH. Progress in evidence-based medicine. *JAMA.* 2008;300(15):1814-6.
- ¹⁷²Schunemann AH, Oxman AD, Brozek J. GRADE: grading quality of evidence and strength of recommendations for diagnostic tests and strategies. *BMJ.* 2008;336:1106-10.
- ¹⁷³<http://www.gradeworkinggroup.org/toolbox/index.htm>
- ¹⁷⁴Del Mar C, Glasziou P, Mayer D. Teaching evidence based medicine. *BMJ.* 2004;329:989-90.
- ¹⁷⁵Straus S, Jones G. What has evidence based medicine done for us? *BMJ.* 2004;329:987-988.
- ¹⁷⁶Lockwood DN, Armstrong M, Grant AD. Integrating evidence based medicine into routine clinical practice: seven years' experience at the Hospital for Tropical Diseases, London. *BMJ.* 2004;329:1020-3.
- ¹⁷⁷Coomarasamy A, Khan KS. What is the evidence that postgraduate teaching in evidence based medicine changes anything? A systematic review. *BMJ.* 2004;329:1017-21.
- ¹⁷⁸<http://clinicalevidence.bmj.com/ceweb/about/knowledge.jsp>
- ¹⁷⁹Cleophas TJ, Zwinderman AH. Clinical trials are often false positive: a review of simple methods to control the problem. *Curr Clin Pharmacol.* 2006;1(1):1-4.
- ¹⁸⁰Bagshaw SM, Bellomo R. The need to reform our assessment of evidence from clinical trials: A commentary. *Philos Ethics Humanit Med.* 2008;3:23-33.
- ¹⁸¹Contopoulos-Ioannidis DG, Ntzani E, Ioannidis JP. Translation of highly promising basic science research into clinical applications. *Am J Med.* 2003;114(6):477-84.

- ¹⁸²Khoury MJ, Gwinn M, Yoon PW, et al. The continuum of translation research in genomic medicine: how can we accelerate the appropriate integration of human genome discoveries into health care and disease prevention? *Genet Med*. 2007;9(10):665-74.
- ¹⁸³<http://publications.nigms.nih.gov/thenewgenetics/glossary.html#S>. Accessed October 27, 2008.
- ¹⁸⁴http://blog-msb.cmbio.org/blog/2007/07/what_is_systems_biology_3.html. Accessed October 27, 2008.
- ¹⁸⁵Ramos RG, Olden K. Gene-environment interactions in the development of complex disease phenotypes. *Int J Environ Res Public Health*. 2008;5(1):4-11.
- ¹⁸⁶http://www.systemsbio.org/Systems_Biology_in_Depth/Premise_of_Systems_Biology. Accessed October 27, 2008.
- ¹⁸⁷Scheuner MT, Sieverding P, Shekelle PG. Delivery of genomic medicine for common chronic adult diseases. A systematic review. *JAMA*. 2008;299(11):1320-34.
- ¹⁸⁸Swen JJ, Huizinga TW, Gelderblom H, et al. Translating pharmacogenomics: challenges on the road to the clinic. *PLoS Medicine*. 2007;4(8):e209-e210.
- ¹⁸⁹McKinnon RA, Ward MB, Sorich MJ. A critical analysis of barriers to the clinical implementation of pharmacogenomics. *Ther Clin Risk Manage*. 2007;3(5):751-9.
- ¹⁹⁰Auffray C, Chen Z, Hood L. Review: Systems medicine: the future of medical genomics and healthcare. *Genome Medicine*. 2009; 1:2:1-11.
- ¹⁹¹Kligler B, Maizes V, Schachter S, et al. Core competencies in integrative medicine for medical school curricula: A proposal. *Acad Med*. 2004;79:521-31.
- ¹⁹²Kessler RC, Davis RB, Foster DE, et al. Long-term trends in the use of complementary and alternative medical therapies in the United States. *Ann Int Med*. 2001;135:262-8.
- ¹⁹³Konefal J. The challenge of educating physicians about complementary and alternative medicine. *Acad Med*. 2002;77:847-50.
- ¹⁹⁴Kligler B, Maizes V, Schachter S, et al. Core competencies in integrative medicine for medical school curricula: A proposal. *Acad Med*. 2004;79:521-31.
- ¹⁹⁵Gaylord SA, Mann JD. Rationales for CAM education in health professions training programs. *Acad Med*. 2007;82(10):927-33.
- ¹⁹⁶Kligler B, Maizes V, Schachter S, et al. Core competencies in integrative medicine for medical school curricula: A proposal. *Acad Med*. 2004;79:521-31.
- ¹⁹⁷University of Texas Medical Branch at Galveston, Family Medicine Residency Program, Complementary and Integrative Medicine Curriculum, 2003-04.
- ¹⁹⁸Drisko J. University of Kansas Medical Center Program in Integrative Medicine Fellowship Curriculum August 2008-July 2009.
- ¹⁹⁹Lutz A, Slagter HA, Dunne JD, Davidson RJ. Attention regulation and monitoring in meditation. *Trends Cogn Sci*. 2008;12(4):163-9.
- ²⁰⁰Davidson RJ, Kabat-Zinn J, Schumacher J, et al. Alterations in brain and immune function produced by mindfulness meditation. *Psychosom Med*. 2003;65:564-70.
- ²⁰¹Lutz A. Long-term meditators self-induce high-amplitude gamma synchrony during mental practice. *PNAS*. 2004;101(46):16369-73.
- ²⁰²Brefczynski-Lewis JA, Lutz A, Schaefer HS, Levinson DB, Davidson RJ. Neural correlates of attentional expertise in long-term meditation practitioners. *PNAS*. 2007;104(27):11483-88.
- ²⁰³Kuyken W, Byford S, Taylor RS, et al. Mindfulness-based cognitive therapy to prevent relapse in recurrent depression. *J Consulting Clin Psych*. 2008;Vol 76(6):966-978.
- ²⁰⁴Kathryn Montgomery. *How Doctors Think*. Oxford Univ Press. 2006.
- ²⁰⁵Jerome Groopman. *How Doctors Think*, pgs 51-52.
- ²⁰⁶Sieberts SK, Schadt EE. Moving toward a system genetics view of disease. *Mamm Genome*. 2007; 18:389-401.
- ²⁰⁷Holman H. Chronic disease—The need for a new clinical education. *JAMA*. 2004;292(9):1057-1059.
- ²⁰⁸Marks HM. *The progress of experiment: science and therapeutic reform in the United States, 1900-1990*. Cambridge: Cambridge University Press, 1995.
- ²⁰⁹Kaptschuk TJ. Intentional ignorance: a history of blind assessment in medicine. *Bull Hist Med*. 1998;72(3):389-433.
- ²¹⁰Genuis, SK, Genuis SJ. Exploring the continuum: medical information to effective clinical practice. Paper I: the translation of knowledge into clinical practice. *Journal of Evaluation in Clinical Practice*. 2006. 12 (1): 49–62.
- ²¹¹Bagshaw, SM & Bellomo, R. The need to reform our assessment of evidence from clinical trials: A commentary. *Philosophy, Ethics, and Humanities in Medicine* 2008, 3:23.
- ²¹²Genuis, SJ, Genuis SK. Exploring the continuum: medical information to effective clinical practice. Paper II. Towards aetiology-centred clinical practice. *Journal of Evaluation in Clinical Practice*. 12 (1):63–75.
- ²¹³Gardiner Harris. *Research Center Tied to Drug Company*. New York Times. November 25, 2008.
- ²¹⁴DeAngelis CD. The Influence of Money on Medical Science. *JAMA*. Published online August 7, 2006.
- ²¹⁵Nieto A, et al. Adverse Effects of Inhaled Corticosteroids in Funded and Nonfunded Studies. *Arch Intern Med*. 2007;167(19):2047-2053.
- ²¹⁶Harbour R, Miller J. A new system for grading recommendations in evidence based guidelines. *BMJ*. 2001;323:334-36.
- ²¹⁷Guyatt GH, Sinclair J, Cook, DJ, Glasziou P. Users' guides to the medical literature: XVI. How to use a treatment recommendation. *JAMA*. 1999;281(19):1836-43.
- ²¹⁸Evidence-based medicine. A new approach to teaching the practice of medicine. Evidence-Based Medicine Working Group. *JAMA*. 1992;268(17):2420-25.
- ²¹⁹Geyman JP. Evidence-based medicine in primary care: an overview. *J Am Board Fam Pract*. 1998;11:46-56.
- ²²⁰Rosenberg W, Donald A. Evidence based medicine: an approach to clinical problem-solving. *BMJ*. 1995;310:1122-26.
- ²²¹Sackett DL. *Evidence-based medicine: how to practice and teach EBM*. New York: Churchill Livingstone, 1997:2-16.
- ²²²Davidoff F, et. al. Evidence based medicine. *BMJ*. 1995; 310:1085-86.
- ²²³Weel CV, Knottnerus JA. Evidence-based interventions and comprehensive treatment. *Lancet*. 1999;353:916-18.
- ²²⁴Mant D. Can randomized trials inform clinical decisions about individual patients? *Lancet*. 1999;353:743-46.
- ²²⁵Feinstein AR, Horwitz RI. Problems in the “evidence” of “evidence-based medicine.” *Am J Med*. 1997;103:529-35.
- ²²⁶Culpepper L, Gilbert TT. Evidence and ethics. *Lancet*. 1999;353:829-31.
- ²²⁷Auffray C, Chen Z, Hood L. Review: Systems medicine: the future of medical genomics and healthcare. *Genome Medicine*. 2009; 1:2:1-11.
- ²²⁸Ramos RG, Olden K. Gene-Environment Interactions in the Development of Complex Disease Phenotypes. *Int J Environ Res Public Health*. 2008;5(1):4-11.
- ²²⁹Bell IR, Koithan M. Models for the study of whole systems. *Integr Cancer Ther*. 2006 5(4):293-307.
- ²³⁰Bagshaw, SM & Bellomo, R. The need to reform our assessment of evidence from clinical trials: A commentary. *Philosophy, Ethics, and Humanities in Medicine* 2008, 3:23.
- ²³¹Katerndahl, Crabtree, B. Creating Innovative Research Designs: The 10-Year Methodological Think Tank Case Study. *Annals of Family Medicine*. 2006; 4 (5):443.
- ²³²Weed LL, Zimny NJ. The problem-oriented system, problem-knowledge coupling, and clinical decision making. *Phys Ther*. 1989;69(7):565-8.

- ²³³Weed LL. Medical Records, Medical Education, and Patient Care. The Problem-Oriented Record as a Basic Tool. Chicago: Year Book Medical Publisher, Inc.: 1970.
- ²³⁴Hampton JR. Evidence-based medicine, opinion-based medicine, and real-world medicine. *Perspect Biol Med*. 2002;45(4):549-68.
- ²³⁵Grahame-Smith D. Evidence based medicine: Socratic dissent. *BMJ*. 1995;310:1126-27.
- ²³⁶Definition of POEMs published in tips from other journals. *Am Fam Physician*. 2005;71(1):153.
- ²³⁷A DuPont advertising slogan. 1939. http://heritage.dupont.com/touchpoints/tp_1939/depth.shtml
- ²³⁸http://www.cdc.gov/pcd/issues/2004/apr/04_0006.htm
- ²³⁹Starfield B. Threads and Yarns: Weaving the Tapestry of Comorbidity. *Ann Fam Med* 2006;4:101.
- ²⁴⁰Cerutti A, Sinorini MG. Non-linear algorithms for processing biological signals. *Comput Methods Programs Biomed*. 1996; 51:51-73.
- ²⁴¹Smart A, Martin P, Parker M. Tailored medicine: whom will it fit? *Bioethics*. 2004; 18:322-42.
- ²⁴²Bell IR, Koithan M. Models for the study of whole systems. *Integr Cancer Ther*. 2006 5(4):293-307.
- ²⁴³Bland, J. Alternative therapies—a moving target. *Altern Ther Health Med*. 2005;11(2):2-4.
- ²⁴⁴Bagshaw, SM & Bellomo, R. The need to reform our assessment of evidence from clinical trials: A commentary. *Philosophy, Ethics, and Humanities in Medicine* 2008, 3:23.
- ²⁴⁵Auffray C, Chen Z, Hood L. Review: Systems medicine: the future of medical genomics and healthcare. *Genome Medicine*. 2009; 1:2:1-11.
- ²⁴⁶Evidence-based medicine. A new approach to teaching the practice of medicine. Evidence-Based Medicine Working Group. *JAMA*. 1992;268(17):2420-25.
- ²⁴⁷Sackett, DL. Evidence based medicine: what it is and what it isn't. *BMJ*. 1996;312:71-72.
- ²⁴⁸Weel CV, Knottnerus JA. Evidence-based interventions and comprehensive treatment. *Lancet*. 1999;353:916-18.
- ²⁴⁹Greenhalgh T, et al. Learning in Practice. *BMJ*. 2003;326:142-45.
- ²⁵⁰Kuhn TS. The Structure of Scientific Revolutions. Chicago, Ill: University of Chicago Press; 1970.
- ²⁵¹Dornhurst AC. Information Overload: Why Medical Education Needs a Shake-up. *Lancet* 1981. 2:513-14.
- ²⁵²Montgomery K. How Doctors Think: Clinical Judgment and the Practice of Medicine. Oxford University Press: New York, NY, 2006. P. 31-33.
- ²⁵³Jerome Groopman. How Doctors Think. Houghton Mifflin. NY, NY 2007, Chapter 10.
- ²⁵⁴Sackett, DL. *BMJ*. 1996; 312:71-72.
- ²⁵⁵Borrell-Carrio F, et al. The biopsychosocial model 25 years later: Principles, practice, and scientific inquiry. *Ann Fam Med*. 2004; 2(6):576-82.
- ²⁵⁶Mackie JL. Causes and conditions. *Amer Philosoph Q*. 1965;2:245-64.
- ²⁵⁷Mackie JL. The Cement of the Universe. A Study of Causation. Oxford UK: Oxford University Press; 1974.
- ²⁵⁸Bateson G. Steps to an Ecology of Mind: A Revolutionary Approach to Man's Understanding of Himself. New York, NY: Ballantine Books; 1972.
- ²⁵⁹Fraser SW, Greenhalgh T. Coping with complexity: educating for capability. *BMJ*. 2001;323:799-803.
- ²⁶⁰Miller WL, Crabtree BF, McDaniel R, Stange KC. Understanding change in primary care practice using complexity theory. *J Fam Pract*. 1998; 46:369-76.
- ²⁶¹Borrell-Carrio F, et al. The biopsychosocial model 25 years later: Principles, practice, and scientific inquiry. *Ann Fam Med*. 2004; 2(6):576-82.
- ²⁶²David Deutsch. The Fabric of Reality. New York, NY: Penguin Press; 1997:16.
- ²⁶³Little P, et al. Preferences of patients for patient centred approach to consultation in primary care: observational study. *BMJ*. 2001;322:1-7.
- ²⁶⁴Mant D. Can randomized trials inform clinical decisions about individual patients? *Lancet*. 1999;353:743-46.
- ²⁶⁵Gigerenzer G. Rationality for Mortals: How People Cope with Uncertainty. Oxford University Press, 2008. pg.vi.
- ²⁶⁶Bagshaw, SM & Bellomo, R. The need to reform our assessment of evidence from clinical trials: A commentary. *Philosophy, Ethics, and Humanities in Medicine* 2008, 3:23.
- ²⁶⁷Grossman J, Mackenzie FJ. The Randomized Controlled Trial: gold standard, or merely standard? *Perspectives in Biology and Medicine*, 2005. 48 (4):516-34.
- ²⁶⁸Paul Glasziou, Jan Vandenbroucke, Iain Chalmers Assessing the quality of research *BMJ* 2004. 328; (3):39-41.
- ²⁶⁹Mercer S, et al. Study Designs for Effectiveness and Translation Research: Identifying Trade-offs. *Am J Prev Med* 2007;33(2):139-154.
- ²⁷⁰Genuis J. Diagnosis: contemporary medical hubris; Rx: a tincture of humility. *Journal of Evaluation in Clinical Practice*. 2005.12; (1): 24-30.
- ²⁷¹Miles A., Grey J.E., Polychronis A., Price N. & Melchiorri C. Developments in the evidence-based health care debate. *Journal of Evaluation in Clinical Practice*. 2004. 10:129-142.
- ²⁷²Montori VM, Guyatt GH. Progress in Evidence Based Medicine. *JAMA*. 2008;300:1814-16.
- ²⁷³Walter Freeman How Brains Make Up Their Minds. 2000. Columbia University Press.
- ²⁷⁴Yuri Kuzyk's review of Walter Freeman's book: How Brains Make Up Their Minds, on Amazon.com.
- ²⁷⁵Peter Dayan, L. F. Abbott. Theoretical Neuroscience: Computational and Mathematical Modeling of Neural Systems. The MIT Press; 2005.
- ²⁷⁶Roland Baddeley (Editor), Peter Hancock (Editor), Peter Földiák (Editor). Information Theory and the Brain. Cambridge University Press. 2008.
- ²⁷⁷Eric R. Kandel In Search of Memory: The Emergence of a New Science of Mind, W. W. Norton; 2007,
- ²⁷⁸Roberto Cabeza (Editor), Alan Kingstone (Editor). Handbook of Functional Neuroimaging of Cognition The MIT Press; 2 edition, 2006.
- ²⁷⁹Henry P. Stapp. Mindful Universe: Quantum Mechanics and the Participating Observer (The Frontiers Collection) Springer; 1 edition 2007.
- ²⁸⁰Gerd Gigerenzer. Gut Feelings. Penguin Books. London, 2007.
- ²⁸¹Gerd Gigerenzer. Rationality for Mortals. Oxford U Press. Oxford, 2008.
- ²⁸²Thomas Gilovich, et al. Heuristics & Biases. Cambridge University Press. 2002.
- ²⁸³See previous three endnotes.
- ²⁸⁴Gerd Gigerenzer. Gut Feelings. Penguin Books. London, 2007, pg 10-11.
- ²⁸⁵Elwyn G, et al. Decision analysis in patient care: Review. *Lancet*. 2001; 358: 571-74.
- ²⁸⁶Naylor, C. Clinical decisions: From art to science and back again. *The Lancet*. 2001. 358:523-24.
- ²⁸⁷Fiore, S. and Schooler, J. Right hemisphere contributions to creative problem solving: Converging evidence for divergent thinking. In *Right Hemisphere Language Comprehension: Perspectives from Cognitive Neuroscience* (Beeman, M. and Chiarello, C., eds), pp. 255-284, Erlbaum Pub. Philadelphia, PA, 1998.

- ²⁸⁸Seger, C.A. et al. FMRI evidence for right hemisphere involvement in processing unusual semantic relationships. *Neuropsychology*. 2000;14, 361–369.
- ²⁸⁹Bowden EM. New approaches to demystifying insight. *TRENDS in Cognitive Sciences* 2005;9(7):322-28.
- ²⁹⁰Jung-Beeman, M. et al. Neural activity observed in people solving verbal problems with insight. *PLOS Biol*. 2004; 2, 500–510.
- ²⁹¹Chronicle, E.P. et al. What makes an insight problem? The roles of heuristics, goal conception, and solution recoding in knowledge-lean problems. *J. Exp. Psychol. Learn. Mem. Cogn.* 2004; 30, 14–27.
- ²⁹²Luo, J. and Niki, K. Function of hippocampus in ‘insight’ of problem solving. *Hippocampus* 2003; 13, 316–323
- ²⁹³Siegler, R. Unconscious insights. *Curr. Dir. Psychol. Sci.* 2000; 9, 79–83.
- ²⁹⁴Bowden EM. New approaches to demystifying insight. *TRENDS in Cognitive Sciences* 2005;9(7):322-28.
- ²⁹⁵Bowden, E.M. and Jung-Beeman, M. Getting the right idea: semantic activation in the right hemisphere may help solve insight problems. *Psychol. Sci.* 1998; 6, 435–440.
- ²⁹⁶John Kounios J, et al. The origins of insight in resting-state brain activity *Neuropsychologia*. 2008; 46:281–291.
- ²⁹⁷Jonah Lehrer. *The Annals of Science: The Eureka Hunt*. The New Yorker, July 28, 2008: pgs 40-45.
- ²⁹⁸Jung-Beeman, M. et al. Neural activity observed in people solving verbal problems with insight. *PLOS Biol*. 2004; 2, 500–510.
- ²⁹⁹Smith, R. W., & Kounios, J. Sudden insight: All-or-none processing revealed by speed-accuracy decomposition. *Journal of Experimental Psychology: Learning, Memory, and Cognition*. 1996;22: 1443–1462.
- ³⁰⁰Jonah Lehrer. *The Annals of Science: The Eureka Hunt*. The New Yorker, July 28, 2008: pgs 40-45.
- ³⁰¹Jonah Lehrer. *The Annals of Science: The Eureka Hunt*. The New Yorker, July 28, 2008: pgs 40-45.
- ³⁰²Rhoades DR, McFarland KF, Finch WH, Johnson AO. Speaking and interruptions during primary care office visits. *Fam Med*. 2001 Jul-Aug;33(7):528-32.
- ³⁰³Beckman DB, et al. The effect of physician behavior on the collection of data. *Ann Intern Med*. 1984;101:692-96.
- ³⁰⁴Magid CS. Developing tolerance for ambiguity. *JAMA*. 2001;285(1):88.
- ³⁰⁵Rees J. Complex disease and the new clinical sciences. *Science*. 2002; 296:698-701.
- ³⁰⁶Radford T. Top scientist warns of “sickness” in US health system. *BMJ*. 2003;326:416.
- ³⁰⁷Vioxx: lessons for Health Canada and the FDA. *CMAJ*. 2005;172(11):5.
- ³⁰⁸Juni P, Nartey L, Reichenbach S, et al. Risk of cardiovascular events and rofecoxib: cumulative meta-analysis. *The Lancet*. 2004;364:2021-29.
- ³⁰⁹Yu SL, Ho LM, Lim BC, Sim ML. Urinary deoxypyridinoline is a useful biochemical bone marker for the management of postmenopausal osteoporosis. *Ann Acad Med Singapore*. 1998;27(4):527-29.
- ³¹⁰Palomba S, Orio F, Colao A, et al. Effect of estrogen replacement plus low-dose alendronate treatment on bone density in surgically postmenopausal women with osteoporosis. *J Clin Endocrinol Metab*. 2002;87(4):1502-1508.
- ³¹¹Moya-Camarena SY, Vanden Heuvel JP, Blanchard SG, et al. Conjugated linoleic acid is a potent naturally occurring ligand and activator of PPARα. *J Lipid Res*. 1999;40:1426-33.
- ³¹²Gaullier JM, Halse J, Hoye K, et al. Conjugated linoleic acid supplementation for 1 y reduces body fat mass in healthy overweight humans. *Am J Clin Nutr*. 2004;79:1118-25.
- ³¹³O’Shea M, Bassaganya-Riera J, Mohede IC. Immunomodulatory properties of conjugated linoleic acid. *Am J Clin Nutr*. 2004;79(S):1199S-206S.
- ³¹⁴Malloney F, Yeow TP, Mullen A, et al. Conjugated linoleic acid supplementation, insulin sensitivity, and lipoprotein metabolism in patients with type 2 DM. *Am J Clin Nutr*. 2004;80(4):887-95.
- ³¹⁵Riserus U, Vessby B, Arner P, Zethelius B. Supplementation with CLA induces hyperproinsulinaemia in obese men: close association with impaired insulin sensitivity. *Diabetologia*. 2004;47(6):1016-19.
- ³¹⁶Ames, BN. The metabolic tune-up: metabolic harmony and disease prevention. *J Nutr*. 2003;133:1544S-48S.
- ³¹⁷Ames BN, et al. High-dose vitamin therapy stimulates variant enzymes with decreased coenzyme binding affinity (increased Km): relevance to genetic disease and polymorphisms. *Am J Clin Nutr*. 2002;75(4):616-58.
- ³¹⁸Ames BN, et al. High-dose vitamin therapy stimulates variant enzymes with decreased coenzyme binding affinity (increased Km): relevance to genetic disease and polymorphisms. *Am J Clin Nutr*. 2002;75(4):616-58.
- ³¹⁹Bralley JA, Lord RS: *Laboratory Evaluations in Molecular Medicine*. 2001. In *Organic Acids*, Chapter 6, p. 181.
- ³²⁰Bralley JA, Lord RS: *Laboratory Evaluations in Molecular Medicine*. 2001. In *Organic Acids*, Chapter 6, p. 181.
- ³²¹Yamamoto Y, Gaynor RB. Therapeutic potential of inhibition of the NF-κB pathway in the treatment of inflammation and cancer. *J Clin Invest*. 2001;107(2):135-42.
- ³²²Tak PP, Firestein GS. NF-κB: a key role in inflammatory disease. *J Clin Invest*. 2001;107(1):7-11.
- ³²³Yamamoto Y, Gaynor RB. Therapeutic potential of inhibition of the NF-κB pathway in the treatment of inflammation and cancer. *J Clin Invest*. 2001;107(2):135-42.
- ³²⁴Balmer JE, Blomhoff R. Gene expression regulation by retinoic acid. *J Lipid Res*. 2002;43:1773-808.
- ³²⁵Holick MF. Sunlight and vitamin D for bone health and prevention of autoimmune diseases, cancers, and cardiovascular diseases. *Am J Clin Nutr*. 2004;80(6 Suppl):1678S-88S.
- ³²⁶Holick MF. Sunlight and vitamin D for bone health and prevention of autoimmune diseases, cancers, and cardiovascular diseases. *Am J Clin Nutr*. 2004;80(6 Suppl):1678S-88S.
- ³²⁷Brown MM, et al. Evidence-Based to Value-Based Medicine. *AMA Press. USA*. 2005: pp 3-5.
- ³²⁸Sackett DL, Straus SE, Richardson WS, Rosenberg W, Haynes RB. *Evidence-Based Medicine: How to Practice and Teach EBM*. New York: Churchill Livingstone; 2000.
- ³²⁹Jerome Groopman. *How Doctors Think*. Houghton Mifflin. NY, NY 2007.
- ³³⁰Fiore, S. and Schooler, J. Right hemisphere contributions to creative problem solving: Converging evidence for divergent thinking. In *Right Hemisphere Language Comprehension: Perspectives from Cognitive Neuroscience* (Beeman, M. and Chiarello, C., eds), pp. 255–284, Erlbaum Pub. Philadelphia, PA, 1998.
- ³³¹Seger, C.A. et al. FMRI evidence for right hemisphere involvement in processing unusual semantic relationships. *Neuropsychology*. 2000;14, 361–369.
- ³³²Scott JG, et al. Understanding Healing Relationships in Primary Care. *Ann Fam Med*. 2008;6(4):315-22.
- ³³³Miller WL, et al. Research guidelines for assessing the impact of healing relationships in clinical medicine. *Altern Ther Health Med*. 2003;9(3)(Suppl):A80-A95.
- ³³⁴Jackson C. Healing ourselves, healing other: first in a series. *Holist Nurs Pract*. 2004;18(2):67-81
- ³³⁵Acheson L. Community Care, Healing, *Annals Fam Med*. 2008;6:290.
- ³³⁶Hsu C, et al. Healing in Primary Care: A Vision Shared by Patients, Physicians, Nurses, and Clinical Staff. *Ann Fam Med*. 2008;6(4):307-14.

- ³³⁷Egnew TR. The Meaning of Healing: Transcending Suffering. *Ann Fam Med*. 2005;3(3):255-62.
- ³³⁸Scott JG, et al. Understanding Healing Relationships in Primary Care. *Ann Fam Med*. 2008;6(4):315-22.
- ³³⁹Scott JG, et al. Understanding Healing Relationships in Primary Care. *Ann Fam Med*. 2008;6(4):315-22.
- ³⁴⁰Jonah Lehrer. The Annals of Science: The Eureka Hunt. *The New Yorker*, July 28, 2008: pgs 40-45.
- ³⁴¹Galland L. "Person-Centered Diagnosis," in *Power Healing*. New York: Random House, 1997, pp 52-97.
- ³⁴²Lukaczer D. The 4R Program. In Ch. 28, Clinical Approaches to Gastrointestinal Imbalance. *The Textbook of Functional Medicine*. Gig Harbor, WA: The Institute for Functional Medicine, 2005.
- ³⁴³Silver SM, Rogers S, Russell M. Eye movement desensitization and reprocessing (EMDR) in the treatment of war veterans. *J Clin Psychol*. 2008;64(8):947-57.
- ³⁴⁴Jonah Lehrer. The Annals of Science: The Eureka Hunt. *The New Yorker*, July 28, 2008: pgs 40-45.
- ³⁴⁵Gerd Gigerenzer. *Rationality for Mortals: How people cope with Uncertainty*. Oxford: Oxford University Press: 2008. pg v.


ABOUT THE INSTITUTE FOR FUNCTIONAL MEDICINE

The Institute for Functional Medicine (IFM) is a nonprofit, tax-exempt 501(c)3 educational organization that educates physicians and other healthcare practitioners in improving the assessment and management of complex, chronic disease through the use of functional medicine. The Institute's mission is threefold: to develop the functional medicine knowledge base as a bridge between research (both emerging and established) and clinical practice; to educate physicians and other healthcare providers in the basic science and clinical applications of functional medicine; and to communicate with policy makers, practitioners, educators, researchers, and the public to disseminate the functional medicine knowledge base more widely. IFM has developed a model of comprehensive care and primary prevention for complex, chronic illness that is grounded in both the science (the *Functional Medicine Matrix Model™*) and the art (the *healing partnership* in the therapeutic encounter) of clinical medicine that is now being implemented by functional medicine practitioners around the world.

The Institute for Functional Medicine is accredited by the Accreditation Council for Continuing Medical Education (ACCME) to provide continuing medical education for physicians. IFM offers educational publications and programs designed to raise the bar on clinicians' standard of care. Programs such as IFM's Functional Medicine Certification Program and Applying Functional Medicine in Clinical Practice (AFMCP) provide comprehensive clinical training for the assessment, treatment, prevention, and management of patients with complex, chronic disease. Other programs include IFM's Advanced Practice Modules, online Webinars, and the annual International Symposia on functional medicine. The Institute publishes textbooks, monographs, and other educational materials available for CME credits and offers clinicians a Forum for the shared exploration of emerging research and clinical applications to improve patient care and outcomes. Detailed information about the Institute, its educational activities, and membership can be found at www.functionalmedicine.org.

Author David S. Jones, MD is the President of The Institute for Functional Medicine. He has practiced as a family physician with emphasis in functional and integrative medicine for over 25 years. He is a recognized expert in the areas of nutrition, lifestyle changes for optimal health, and managed care, as well as the daily professional functions consistent with the modern specialty of Family Practice. He is the Editor-in-Chief of the *Textbook of Functional Medicine*. Laurie Hofmann, MPH, is IFM's Executive Director and an advisor and consultant to several public healthcare and health education initiatives across the country. Sheila Quinn is consulting author and editor of *21st Century Medicine: A New Model for Medical Education and Practice* and many other IFM publications including the *Textbook of Functional Medicine*.

For information on obtaining additional copies of *21st Century Medicine* or to join us in IFM's vision and mission as a functional medicine practitioner, member, advocate, or sponsor, we invite you to visit our Web site, www.functionalmedicine.org, call us at 800-228-0622, or write us at client_services@fxmed.com. To contact the authors of *21st Century Medicine* or to submit comments or questions on this publication, please write to David S. Jones, MD at DavidJones@fxmed.com.



APPENDIX

Table of Contents

	Page No.
Recommendations from the Future of Family Medicine Project	A2
Joint Principles of the Patient-Centered Medical Home	A5
List of Members of the Consortium of Academic Health Centers for Integrative Medicine	A8
Institute for Systems Biology	A11
Definition of Evidence-Based Medicine	A14
Information about the Chronic Care Model	A18
Excerpts from Chapter 8, Textbook of Functional Medicine ..	A25
Pattern Recognition Form—Ulcerative Colitis	A28
Statements from Healthcare Practitioners	A36

RECOMMENDATIONS FROM THE FUTURE OF FAMILY MEDICINE PROJECT

(<http://www.futurefamilymed.org/x24878.html>)

New Model of Family Medicine

Family medicine will redesign the work and workplaces of family physicians. This redesign will foster a New Model of Care based on the concept of a relationship-centered personal medical home, which serves as the focal point through which all individuals — regardless of age, gender, race, ethnicity, or socioeconomic status participate in health care. In this new medical home, patients receive a basket of services of acute, chronic, and preventive medical care services that are accessible, accountable, comprehensive, integrated, patient-centered, safe, scientifically valid, and satisfying to both patients and their physicians. This New Model will include technologies that enhance diagnosis and treatment for a large portion of problems that people bring to their family physicians. Business plans and reimbursement models will be developed to enable the reengineered practices of family physicians to thrive as personal medical homes, and resources will be developed to help patients make informed decisions about choosing a personal medical home. A financially self-sustaining national resource will be implemented to provide practices with ongoing support in transitioning to the New Model of Family Medicine.

Communications

A unified communications strategy will be developed to promote an awareness and understanding of the New Model of Family Medicine and the concept of a Personal Medical Home. As part of this strategy, a new symbol for family physicians will be created, and consistent terminology will be established for the specialty, (“family medicine” rather than “family practice” and “family physician” rather than “family practitioner”). In addition, a system will be developed to communicate and implement best practices within family medicine.

Electronic Health Records

Electronic health records that support the New Model of family medicine will be implemented. The electronic health record will enhance and integrate communication, diagnosis and treatment, measurement of processes and results, analysis of the effects of co-morbidity, recording and coding elements of whole-person care, and promoting ongoing, healing relationships between family physicians and their patients.

Family Medicine Education

Family medicine will oversee the training of family physicians who are committed to excellence, steeped in the core values of the discipline, expert in providing family medicine’s basket of services within the New Model of Family Medicine, skilled at adapting to varying patient and community needs, and prepared to

embrace new evidence-based technologies. Family medicine education will continue to include training in maternity care, the care of hospitalized patients, community and population health, and culturally effective and proficient care. Innovation in family medicine residency programs will be supported by the Residency Review Committee for Family Practice through 5-10 years of curricular flexibility to permit active experimentation and ongoing critical evaluation of competency-based education, expanded training programs and other strategies to prepare graduates for the New Model. In preparation for this process, every family medicine residency will implement electronic health records by 2006.

Life-Long Learning

The discipline of family medicine will develop a comprehensive, life-long learning program. This program will provide the tools for each family physician to create a continuous personal, professional, and clinical practice assessment and improvement plan that supports a succession of career stages. This personalized learning and professional development will include self-assessment and learning modules directed at individual physicians and group practices that incorporate science-based knowledge into educational interventions that foster improved patient outcomes. Family medicine residency programs and departments will incorporate continuing professional development into their curricula and will initiate and model the support process for life-long learning and maintenance of certification.

Enhancing the Science of Family Medicine

Participation in the generation of new knowledge will be integral to the activities of all family physicians and will be incorporated into family medicine training. Practice-based research will be integrated into the values, structures and processes of family medicine practices. Departments of family medicine will engage in highly collaborative research that produces new knowledge about the origins of disease and illness, how health is gained and lost, and how the provision of care can be improved. A national entity should be established to lead and fund research on the health and health care of whole people. Funding for the Agency for Healthcare Research and Quality should be increased to at least \$1 billion per year.

Quality of Care

Close working partnerships will be developed between academic family medicine, community-based family physicians and other partners in order to address the quality goals specified in the IOM's Quality Chasm report. Family physicians and their practice partners will have support systems to measure and report regularly their performance on the 6 IOM aims of quality health care (safe, timely, effective, equitable, patient-centered, and efficient). Family med residency programs will track and report regularly the performance of their residents during their training on the 6 IOM quality measures and will modify their training programs as necessary to improve performance.

Role of Family Medicine in Academic Health Centers

Departments of family medicine will individually and collectively analyze their position within the academic health center setting and will take steps to enhance their contribution to the advancement and rejuvenation of the AHC to meet the needs of the American people. A summit of policymakers and family medicine leaders in academia and private practice will be convened to review the role of and make recommendations on the future of family medicine in academia.

Promoting a Sufficient Family Medicine Workforce

A comprehensive Family Medicine Career Development Program and other strategies will be implemented to recruit and train a culturally diverse family physician workforce that meets the needs of the evolving US population for integrated health care for whole people, families and communities. Departments of family medicine will continue to develop, implement, disseminate and evaluate best practices in expanding student interest in the specialty.

Leadership and Advocacy

Recommendation #10 from the Future of Family Medicine Report concerned Leadership and Advocacy. The Strategic Initiative calls for: A Leadership Center for Family Medicine and Primary Care will be established which will develop strategies to promote family physicians and other primary care physicians as health policy and research leaders in their communities, in government, and in other influential groups. In their capacity as leaders, family physicians will convene leaders to identify and develop implementation strategies for several major policy initiatives, including assuring that every American has access to basic health care services. Family physicians will partner with others at the local, state and national levels to engage patients, clinicians and payers in advocating for a redesigned system of integrated, personalized, equitable and sustainable health care.

JOINT PRINCIPLES OF THE PATIENT-CENTERED MEDICAL HOME

February 2007

American Academy of Family Physicians (AAFP)

American Academy of Pediatrics (AAP)

American College of Physicians (ACP)

American Osteopathic Association (AOA)

Introduction

The Patient-Centered Medical Home (PC-MH) is an approach to providing comprehensive primary care for children, youth and adults. The PC-MH is a health care setting that facilitates partnerships between individual patients, and their personal physicians, and when appropriate, the patient's family. The AAP, AAFP, ACP, and AOA, representing approximately 333,000 physicians, have developed the following joint principles to describe the characteristics of the PC-MH.

Principles

Personal physician – each patient has an ongoing relationship with a personal physician trained to provide first contact, continuous and comprehensive care.

Physician directed medical practice – the personal physician leads a team of individuals at the practice level who collectively take responsibility for the ongoing care of patients.

Whole person orientation – the personal physician is responsible for providing for all the patient's health care needs or taking responsibility for appropriately arranging care with other qualified professionals. This includes care for all stages of life; acute care; chronic care; preventive services; and end of life care.

Care is coordinated and/or integrated across all elements of the complex health care system (e.g., subspecialty care, hospitals, home health agencies, nursing homes) and the patient's community (e.g., family, public and private community-based services). Care is facilitated by registries, information technology, health information exchange and other means to assure that patients get the indicated care when and where they need and want it in a culturally and linguistically appropriate manner.

Quality and safety are hallmarks of the medical home:

- ⊗ Practices advocate for their patients to support the attainment of optimal, patient-centered outcomes that are defined by a care planning process driven by a compassionate, robust partnership between physicians, patients, and the patient's family.
- ⊗ Evidence-based medicine and clinical decision-support tools guide decision making
- ⊗ Physicians in the practice accept accountability for continuous quality improvement through voluntary engagement in performance measurement and improvement.

- ⊕ Patients actively participate in decision-making and feedback is sought to ensure patients' expectations are being met
- ⊕ Information technology is utilized appropriately to support optimal patient care, performance measurement, patient education, and enhanced communication
- ⊕ Practices go through a voluntary recognition process by an appropriate non-governmental entity to demonstrate that they have the capabilities to provide patient centered services consistent with the medical home model.
- ⊕ Patients and families participate in quality improvement activities at the practice level.

Enhanced access to care is available through systems such as open scheduling, expanded hours and new options for communication between patients, their personal physician, and practice staff.

Payment appropriately recognizes the added value provided to patients who have a patient-centered medical home. The payment structure should be based on the following framework:

- ⊕ It should reflect the value of physician and non-physician staff patient-centered care management work that falls outside of the face-to-face visit.
- ⊕ It should pay for services associated with coordination of care both within a given practice and between consultants, ancillary providers, and community resources.
- ⊕ It should support adoption and use of health information technology for quality improvement;
- ⊕ It should support provision of enhanced communication access such as secure e-mail and telephone consultation;
- ⊕ It should recognize the value of physician work associated with remote monitoring of clinical data using technology.
- ⊕ It should allow for separate fee-for-service payments for face-to-face visits. (Payments for care management services that fall outside of the face-to-face visit, as described above, should not result in a reduction in the payments for face-to-face visits).
- ⊕ It should recognize case mix differences in the patient population being treated within the practice.
- ⊕ It should allow physicians to share in savings from reduced hospitalizations associated with physician-guided care management in the office setting.
- ⊕ It should allow for additional payments for achieving measurable and continuous quality improvements.

Background of the Medical Home Concept

The American Academy of Pediatrics (AAP) introduced the medical home concept in 1967, initially referring to a central location for archiving a child's medical record. In its 2002 policy statement, the AAP expanded the medical home concept to include these operational characteristics: accessible, continuous, comprehensive, family-centered, coordinated, compassionate, and culturally effective care. The American Academy of Family Physicians (AAFP) and the American College of Physicians (ACP) have since developed their own models for improving patient care called the "medical home" (AAFP, 2004) or "advanced medical home" (ACP, 2006).

For More Information:

American Academy of Family Physicians (<http://www.futurefamilymed.org>)

LIST OF MEMBERS OF THE CONSORTIUM OF ACADEMIC HEALTH CENTERS FOR INTEGRATIVE MEDICINE (CAHCIM)

United States

Arizona

University of Arizona

Program in Integrative Medicine

www.integrativemedicine.arizona.edu

California

Stanford University

Stanford Center for Integrative Medicine

<http://www.stanfordhospital.com/clinicsmedServices/>

[clinics/complementaryMedicine/default](http://www.stanfordhospital.com/clinics/complementaryMedicine/default)

University of California, Irvine

Susan Samueli Center for Integrative Medicine

www.sscim.uci.edu

University of California, Los Angeles

Collaborative Centers for Integrative Medicine

www.uclamindbody.org

University of California, San Francisco

Osher Center for Integrative Medicine

www.osher.ucsf.edu

Colorado

University of Colorado at Denver School of Medicine

The Center for Integrative Medicine

www.uch.edu/integrativemed

Connecticut

University of Connecticut

School of Medicine

www.uchc.edu

Yale University

Integrative Medicine @ Yale

cam.yale.edu

Integrative Medicine Center at Griffin Hospital

www.imc-griffin.org

Hawaii

University of Hawaii-Manoa

John A. Burns School of Medicine

Department of Complementary and Alternative Medicine

www.jabsom.hawaii.edu/jabsom

Illinois

Northwestern University Feinberg School of Medicine

Northwestern Memorial Physician's Group Center for Integrative Medicine

www.nmpg.com

Kansas

University of Kansas

Program in Integrative Medicine

<http://integrativemed.kumc.edu/>

Maryland

Johns Hopkins University

School of Medicine

Center for Complementary and Alternative Medicine www.hopkinsmedicine.org/cam

University of Maryland

Center for Integrative Medicine

www.compmed.umm.edu

Massachusetts

Boston University School of Medicine

Program in Integrative Cross Cultural Care

www.bumc.bu.edu

Harvard Medical School

Osher Institute

www.osher.hms.harvard.edu

University of Massachusetts

Center for Mindfulness

www.umassmed.edu/cfm/index.aspx**Michigan****University of Michigan**

Integrative Medicine

www.med.umich.edu/umim**Minnesota****Mayo Clinic**

Complementary and Integrative Medicine Program

www.mayoclinic.org/general-internal-medicine-rst/cimc.html

Research

<http://mayoresearch.mayo.edu/mayo/research/cimp/>**University of Minnesota**

Center for Spirituality and Healing

www.csh.umn.edu**New Jersey****University of Medicine and Dentistry of New Jersey**

Institute for Complementary & Alternative Medicine

www.umd-nj.edu/icam**New Mexico****University of New Mexico**

Health Science Center

hsc.unm.edu/som/cfl**New York****Albert Einstein College of Medicine of Yeshiva University**

Continuum Center for Health and Healing

www.healthandhealingny.org**Columbia University**

Richard and Hinda Rosenthal Center for Complementary & Alternative Medicine

www.rosenthal.hs.columbia.edu**North Carolina****Duke University**

Duke Integrative Medicine

www.dukeintegrativemedicine.org**University of North Carolina at Chapel Hill**

Program on Integrative Medicine

pim.med.unc.edu**Wake Forest University School of Medicine**

Program for Holistic & Integrative Medicine

<http://www1.wfubmc.edu/phim/>**Oregon****Oregon Health and Science University**

Women's Primary Care and Integrative Medicine, Center for Women's Health

www.ohsu.edu/camwww.ohsuwomenshealth.com/services/doctors/integrative.html**Pennsylvania****Thomas Jefferson University**

Jefferson Myrna Brind Center of Integrative Medicine

jeffline.jefferson.edu/jmbcimwww.jeffersonhospital.org/cim**University of Pennsylvania**

CAM at Penn

www.med.upenn.edu/penncam**University of Pittsburgh**

Center for Integrative Medicine

<http://integrativemedicine.upmc.com>**Tennessee****Vanderbilt University**

Vanderbilt Center for Integrative Health

www.vcih.org**Texas****University of Texas Medical Branch**

UTMB Integrative Health Care

<http://cam.utmb.edu/>

21ST CENTURY MEDICINE:

A New Model for Medical Education and Practice

Vermont

University of Vermont College of Medicine

Program in Integrative Medicine

www.med.uvm.edu/integrativemedicine

Washington

University of Washington

UW Integrative Health Program

www.uwcam.org

Washington, DC

George Washington University

Center for Integrative Medicine

www.integrativemedicinedc.com

Georgetown University

School of Medicine

<http://www8.georgetown.edu/departments/physiology/cam/index.html>

<http://som.georgetown.edu/>

Wisconsin

University of Wisconsin-Madison

UW Integrative Medicine Program

www.uwhealth.org/integrativemed

www.fammed.wisc.edu/integrative

Canada

Alberta

University of Alberta

Complementary and Alternative Research and Education (CARE)

www.care.ualberta.ca/

University of Calgary

Canadian Institute of Natural & Integrative Medicine

www.cinim.org

Ontario

McMaster University

Family Practice Centre of Integrative Health and Healing

www.fpci hh.com

INSTITUTE FOR SYSTEMS BIOLOGY, SEATTLE, WA

From their website and used with their permission: http://www.systemsbiology.org/Intro_to_ISB_and_Systems_Biology/Predictive_Preventive_Personalized_and_Participatory

The goal of systems biology is to fundamentally transform the practice of medicine, and ISB researchers have taken the leadership role in catalyzing this transformation. We are developing tools and techniques, and pursuing research that will usher in a new era of predictive, preventive, and personalized medicine.

Today's medicine is reactive: we wait until someone is sick before administering treatment. Medicine of the future will be predictive and preventive, examining the unique biology of an individual to assess their probability of developing various diseases and then designing appropriate treatments, even before the onset of a disease. Today's medicine is also myopic: we use only a few measurements to diagnose disease and are generally unable to make fine distinctions between individuals or between subtle variations of the same disease. Medicine of the future will use more sophisticated measurements, as well as more measurements overall, thereby yielding accurate health assessments for truly personalized treatments.

Improved personal measurements and personalized treatments are the keys to improving health care. Diseases arise from either genetic abnormalities, detrimental environmental factors (poor diet, infectious organisms, or toxins), or a combination of these. We know certain genetic patterns can make a person unusually susceptible to factors in their environment. We also know certain defective genes will increase the probability of an individual having certain health problems. For example, a woman with a single copy of the mutant breast cancer 1 gene (BRCA-1) has a 70 percent chance of developing breast cancer by the time she's 60 years old. Unfortunately, today there is no practical way for each of us to determine our genetic makeup and, more important, to understand the likely health consequences. However, in the future individuals will be able to easily obtain such information, and then work closely with their health practitioner to develop a predictive, preventive and personalized health-care program.

Prediction. The technologies and tools of systems biology will provide medical practitioners with two exciting sources of health-related diagnostic data: By examining an individual's complete genetic makeup, a physician will be able to generate comprehensive predictions about the patient's health prospects. And by examining protein markers which naturally occur in an individual's blood, a physician will be able to accurately determine a person's health status, including both the current effects of any abnormal genes and the current reactions to any environmental toxins or infectious pathogens.

Prevention. The new approach to medicine, based on each individual's genetic makeup, will help us determine the probability of an individual contracting certain diseases, as well as reveal how an individual may respond to various treatments, thereby providing guidance for developing customized therapeutic drugs. Thus another use of the technologies and tools of systems biology will be to develop preventive treatments for individuals, based on their potential health problems, as indicated by their genetic makeup and current blood- protein markers.

The goal of this new approach to medicine will be to use the most fundamental health-related information—an individual's genetic makeup plus current health status (as identified by blood protein markers)—to prescribe appropriate preventive drugs. For example, given your genetic makeup, you may have a 40% chance of developing breast cancer by age 50, but if you start taking a certain drug at age 35, that chance could drop to 5% at age 50.

In fact, scientists at ISB are currently involved in several research programs involving blood diagnosis of complex diseases, including type I diabetes, breast cancer, and prostate cancer. Cancer is the second leading cause of death in the United States, with prostate cancer accounting for one third of all cancer cases among men, and breast cancer accounting for approximately half of all cancer cases among women. ISB scientists are currently researching protein markers which occur in blood to better identify the onset, metastatic potential, and probable course of these cancers in individuals, with the eventual goal of developing more effective treatments.

The common theme running through all of this research and its application to medicine—the predictive and preventive potential of systems biology—is **personalization**. On average, each human differs from another by less than one percent of their genetic makeup. But these genetic differences give rise to our physical differences, including our potential predisposition to various diseases. So the ability to examine each individual's unique genetic makeup and thereby customize our approaches to medical treatment is at the heart of this new era of predictive, preventive, personalized medicine.

As a result of this personalization, medicine will become **participatory**. Patients will actively participate in personal choices about illness and well-being. Participatory medicine will require the development of powerful new approaches for securely handling enormous amounts of personal information and for educating both patients and their physicians.

http://www.systemsbiology.org/Systems_Biology_in_Depth/Premise_of_Systems_Biology

The true test of a good system model is successful prediction of the system's behavior under targeted alterations (genetic or environmental perturbations) of experimental conditions. But the very properties that make biological systems interesting and worthwhile to study—their emergent properties, robustness, stability, modularity and adaptability to change, also make their behavior hard to predict at the molecular level. Confounding factors include functional redundancy (i.e., a given process might be accomplished by several different molecular mechanisms), and the stochasticity of cell populations (what is measured, e.g., gene expression, could be an average of a wide range of discrete responses among individual cells).

Systems biologists approach this conundrum by adopting the following principles:

1. Global approaches should be taken to data collection and analyses. Ideally, high-throughput platforms are used to collect accurate measurements under multiple sets of well-defined experimental conditions. Technologies for performing quantitative, multi parameter measurements on a single sample need to be developed. To add value to the analyses of data

obtained from multiplex technologies such as chips and panels of gene deletion mutants or RNAi gene knockouts, global approaches will incorporate relevant findings from curated databases and the published literature.

2. Information derived from diverse data types should be integrated. Systems biology derives power from the leveraging of pre-existing biochemical and cell biology knowledge with the various interaction network models inferred from the global datasets. Even though each source of data type might be sparse, noisy, or contain systematic errors, a meaningful pattern among the diverse data might become apparent and further analysis made possible if the network models are integrated.
3. Mathematical and statistical modeling is essential to the quantitative analysis of a system's properties. Based on a working model and relevant assumptions, computer simulations are used to probe the probable effects of perturbations on a system's components and interactions in the interest of making predictions that can be validated by the collection of more data. Thus, there is a tight integration of computer modeling with experimental design.
4. Biology should drive technology which, in turn, makes better biology possible. Invention of novel or more sophisticated data collection, analysis and modeling tools is motivated by the need to solve a real-world biological problem. As a paradigm case, the Human Genome Project forced the development of high-throughput DNA sequencing methodologies. The need to perform multiparameter measurements on single cells is currently driving the invention of microfluidic/nanotechnology devices.
5. Systems biology research should create an interactive inter-disciplinary scientific culture. For progress to occur, experts in engineering, physics, mathematics, and computer science must join biochemists, cell biologists, and physiologists in the effort to figure out how to obtain the required data and develop the sophisticated computational approaches that will be needed to make viable predictions. For scientists who have been trained primarily in one of these disciplines, doing systems biology research involves stepping outside one's comfort zone to learn new concepts and methodologies. Systems biology-focused institutions accept that cross-disciplinary training from the get-go is the best way for new investigators to embrace the field.
6. The results of research should be freely disseminated. The Human Genome Project has revealed the enormous benefit that derives from the public release of data to the community of researchers. While not as easy to work with as genomic sequence, available microarray datasets, yeast two-hybrid analyses, collections of gene knockout strains and the like have accelerated progress in systems biology research. Similarly, computational biology is facilitated by the sharing of open-source software.

DEFINITION OF EVIDENCE-BASED MEDICINE

Extracted from the Centre for Evidence-Based Medicine website;
used by permission <http://www.cebm.net/index.aspx?o=1014>

What is EBM?

This article is based on an editorial from the British Medical Journal on 13th January 1996 (BMJ 1996; 312: 71-2)

Brief definition:

Evidence-based medicine is the conscientious, explicit and judicious use of current best evidence in making decisions about the care of individual patients. The practice of evidence-based medicine means integrating individual clinical expertise with the best available external clinical evidence from systematic research.

Expanded definition:

Evidence-Based Medicine, whose philosophical origins extend back to mid-19th century Paris and earlier, remains a hot topic for clinicians, public health practitioners, purchasers, planners, and the public. There are now frequent workshops in how to practice and teach it (one sponsored by this journal will be held in London on April 24th); undergraduate [1] and post-graduate training programmes [2] are incorporating it [3] (or pondering how to do so); British centres for evidence-based practice have been established or planned in adult medicine, child health, surgery, pathology, pharmacotherapy, nursing, general practice, and dentistry; the Cochrane Collaboration and the York Centre for Review and Dissemination in York are providing systematic reviews of the effects of health care; new evidence-based practice journals are being launched; and it has become a common topic in the lay media. But enthusiasm has been mixed with some negative reaction [4-6]. Criticism has ranged from evidence-based medicine being old-hat to it being a dangerous innovation, perpetrated by the arrogant to serve cost-cutters and suppress clinical freedom. As evidence-based medicine continues to evolve and adapt, now is a useful time to refine the discussion of what it is and what it is not.

Evidence-based medicine is the conscientious, explicit and judicious use of current best evidence in making decisions about the care of individual patients. The practice of evidence-based medicine means integrating individual clinical expertise with the best available external clinical evidence from systematic research. By individual clinical expertise we mean the proficiency and judgement that individual clinicians acquire through clinical experience and clinical practice. Increased expertise is reflected in many ways, but especially in more effective and efficient diagnosis and in the more thoughtful identification and compassionate use of individual patients' predicaments, rights, and preferences in making clinical decisions about their care. By best available external clinical evidence we mean clinically relevant research, often from the basic sciences of medicine, but especially from patient centred clinical research into the accuracy and precision of diagnostic tests (including the clinical examination), the power of prognostic

markers, and the efficacy and safety of therapeutic, rehabilitative, and preventive regimens. External clinical evidence both invalidates previously accepted diagnostic tests and treatments and replaces them with new ones that are more powerful, more accurate, more efficacious, and safer.

Good doctors use both individual clinical expertise and the best available external evidence, and neither alone is enough. Without clinical expertise, practice risks becoming tyrannised by evidence, for even excellent external evidence may be inapplicable to or inappropriate for an individual patient. Without current best evidence, practice risks becoming rapidly out of date, to the detriment of patients.

This description of what evidence-based medicine is helps clarify what evidence-based medicine is not. Evidence-based medicine is neither old-hat nor impossible to practice. The argument that everyone already is doing it falls before evidence of striking variations in both the integration of patient values into our clinical behaviour [7] and in the rates with which clinicians provide interventions to their patients [8]. The difficulties that clinicians face in keeping abreast of all the medical advances reported in primary journals are obvious from a comparison of the time required for reading (for general medicine, enough to examine 19 articles per day, 365 days per year [9]) with the time available (well under an hour per week by British medical consultants, even on self-reports [10]).

The argument that evidence-based medicine can be conducted only from ivory towers and armchairs is refuted by audits in the front lines of clinical care where at least some inpatient clinical teams in general medicine [11], psychiatry (JR Geddes, et al, Royal College of Psychiatrists winter meeting, January 1996), and surgery (P McCulloch, personal communication) have provided evidence-based care to the vast majority of their patients. Such studies show that busy clinicians who devote their scarce reading time to selective, efficient, patient-driven searching, appraisal and incorporation of the best available evidence can practice evidence-based medicine.

Evidence-based medicine is not “cook-book” medicine. Because it requires a bottom-up approach that integrates the best external evidence with individual clinical expertise and patient-choice, it cannot result in slavish, cook-book approaches to individual patient care. External clinical evidence can inform, but can never replace, individual clinical expertise, and it is this expertise that decides whether the external evidence applies to the individual patient at all and, if so, how it should be integrated into a clinical decision. Similarly, any external guideline must be integrated with individual clinical expertise in deciding whether and how it matches the patient’s clinical state, predicament, and preferences, and thus whether it should be applied. Clinicians who fear top-down cook-books will find the advocates of evidence-based medicine joining them at the barricades.

Evidence-based medicine is not cost-cutting medicine. Some fear that evidence-based medicine will be hijacked by purchasers and managers to cut the costs of health care. This would not only be a misuse of evidence-based medicine but suggests a fundamental misunderstanding of its financial consequences. Doctors practising evidence-based medicine will identify and apply the most efficacious interventions to maximise the quality and quantity of life for individual patients; this may raise rather than lower the cost of their care.

Evidence-based medicine is not restricted to randomised trials and meta-analyses. It involves tracking down the best external evidence with which to answer our clinical questions. To find out about the accuracy of a diagnostic test, we need to find proper cross-sectional studies of patients clinically suspected of harbouring the relevant disorder, not a randomised trial. For a question about prognosis, we need proper follow-up studies of patients assembled at a uniform, early point in the clinical course of their disease. And sometimes the evidence we need will come from the basic sciences such as genetics or immunology. It is when asking questions about therapy that we should try to avoid the non-experimental approaches, since these routinely lead to false-positive conclusions about efficacy. Because the randomised trial, and especially the systematic review of several randomised trials, is so much more likely to inform us and so much less likely to mislead us, it has become the “gold standard” for judging whether a treatment does more good than harm. However, some questions about therapy do not require randomised trials (successful interventions for otherwise fatal conditions) or cannot wait for the trials to be conducted. And if no randomised trial has been carried out for our patient’s predicament, we follow the trail to the next best external evidence and work from there.

Despite its ancient origins, evidence-based medicine remains a relatively young discipline whose positive impacts are just beginning to be validated [12, 13], and it will continue to evolve. This evolution will be enhanced as several undergraduate, post-graduate, and continuing medical education programmes adopt and adapt it to their learners’ needs. These programmes, and their evaluation, will provide further information and understanding about what evidence-based medicine is, and what it is not.

Authors:

David L. Sackett, Professor, NHS Research and Development Centre for Evidence-Based Medicine, Oxford.

William M. C. Rosenberg, Clinical Tutor in Medicine, Nuffield Department of Clinical Medicine, Oxford.

J. A. Muir Gray, Director of Research and Development, Anglia and Oxford Regional Health Authority, Milton Keynes

R. Brian Haynes, Professor of Medicine and Clinical Epidemiology, McMaster University Hamilton, Canada

W. Scott Richardson, Rochester, USA

References:

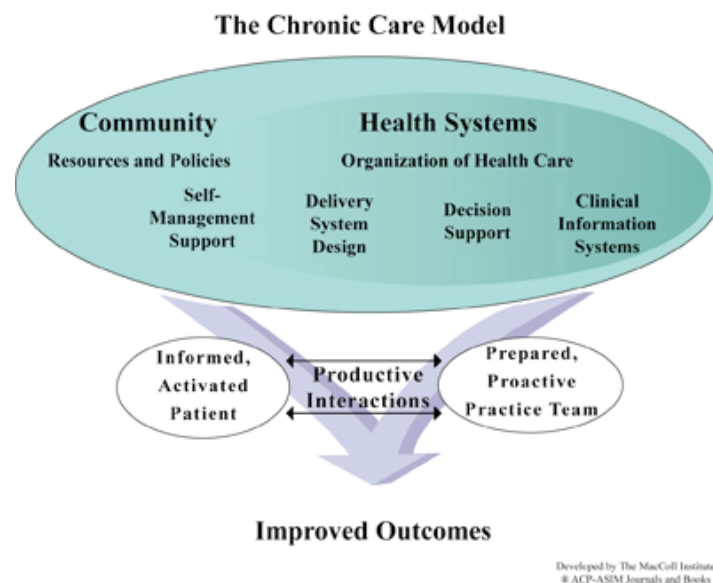
1. British Medical Association: Report of the working party on medical education. London: British Medical Association, 1995.
2. Standing Committee on Postgraduate Medical and Dental Education: Creating a better learning environment in hospitals: 1. Teaching hospital doctors and dentists to teach. London: SCOPME, 1994.
3. General Medical Council: Education Committee Report. London: General Medical Council, 1994.
4. Grahame-Smith D: Evidence-based medicine: Socratic dissent. *BMJ* 1995;310:1126-7.
5. Evidence-based medicine, in its place (editorial). *Lancet* 1995;346:785.
6. Correspondence. Evidence-Based Medicine. *Lancet* 1995;346:1171-2.
7. Weatherall DJ: The inhumanity of medicine. *BMJ* 1994;308:1671-2.
8. House of Commons Health Committee. Priority setting in the NHS: purchasing. First report sessions 1994-95. London: HMSO, 1995, (HC 134-1.)
9. Davidoff F, Haynes B, Sackett D, Smith R: Evidence-based medicine; a new journal to help doctors identify the information they need. *BMJ* 1995;310:1085-6.
10. Sackett DL: Surveys of self-reported reading times of consultants in Oxford, Birmingham, Milton-Keynes, Bristol, Leicester, and Glasgow, 1995. In Rosenberg WMC, Richardson WS, Haynes RB, Sackett DL. Evidence-Based Medicine. London: Churchill -Livingstone (in press).
11. Ellis J, Mulligan I, Rowe J, Sackett DL: Inpatient general medicine is evidence based. *Lancet* 1995;346:407-10.
12. Bennett RJ, Sackett DL, Haynes RB, Neufeld VR: A controlled trial of teaching critical appraisal of the clinical literature to medical students. *JAMA* 1987;257:2451-4.
13. Shin JH, Haynes RB, Johnston ME: Effect of problem-based, self-directed undergraduate education on life-long learning. *Can Med Assoc J* 1993;148:969-76.

INFORMATION ABOUT THE CHRONIC CARE MODEL

from www.improvingchroniccare.org

With the exception of the Chronic Care Model image, all materials and text found on our Web site may be freely used and disseminated. No official permission is needed from ICIC. Certain tools, developed by ICIC, have a copyright attached in order for us to retain the right to distribute and make revisions to the work.

Reprint permission is required for use of the Chronic Care Model image. Copyright is held by the American College of Physicians (ACP), which publishes the Annals of Internal Medicine journal. The CCM image first appeared in its current format in the Effective Clinical Practice article **Chronic Disease Management: What Will It Take To Improve Care for Chronic Illness?** published in August/September of 1998. Used with permission.



Promoting effective change in provider groups to support evidence-based clinical and quality improvement across a wide variety of health care settings.

There are many definitions of “chronic condition,” some more expansive than others. We characterize it as any condition that requires ongoing adjustments by the affected person and interactions with the health care system.

133 million people, or almost half of all Americans, live with a chronic condition. ¹ That number is projected to increase by more than one percent per year by 2030, resulting in an estimated chronically ill population of 171 million.

Almost half of all people with chronic illness have multiple conditions. As a result, many managed care and integrated delivery systems have taken a great interest in correcting the many deficiencies in current

management of diseases such as diabetes, heart disease, depression, asthma and others. 2, 3, 4

Those deficiencies include:

- ⊗ Rushed practitioners not following established practice guidelines
- ⊗ Lack of care coordination
- ⊗ Lack of active follow-up to ensure the best outcomes
- ⊗ Patients inadequately trained to manage their illnesses

Overcoming these deficiencies will require nothing less than a transformation of health care, from a system that is essentially reactive - responding mainly when a person is sick - to one that is proactive and focused on keeping a person as healthy as possible. (5, 6, 7) To speed the transition, Improving Chronic Illness Care created the Chronic Care Model, which summarizes the basic elements for improving care in health systems at the community, organization, practice and patient levels.

Model Elements

The Chronic Care Model (CCM) identifies the essential elements of a health care system that encourage high-quality chronic disease care. These elements are the community, the health system, self-management support, delivery system design, decision support and clinical information systems. Evidence-based change concepts under each element, in combination, foster productive interactions between informed patients who take an active part in their care and providers with resources and expertise.

The Model can be applied to a variety of chronic illnesses, health care settings and target populations. The bottom line is healthier patients, more satisfied providers, and cost savings.

Development of the Chronic Care Model

The staff at the MacColl Institute for Healthcare Innovation developed the CCM by drawing on available literature about promising strategies for chronic illness management, and organizing that literature in a new more accessible way. The Model was further refined during a nine-month planning project supported by The Robert Wood Johnson Foundation, and revised based on input from a large panel of national experts. It was then used to collect data and analyze innovative programs recommended by experts. RWJF funded the MacColl Institute to test the Model nationally across varied health care settings, creating the national program, “Improving Chronic Illness Care” (ICIC).

Refinements to the Chronic Care Model

In 2003, ICIC and a small group of experts updated the CCM to reflect advances in the field of chronic care both from the research literature and from the scores of health care systems that implemented the Model in their improvement efforts. We list more specific concepts under each of the six elements. Based on more

recent evidence, five new themes were incorporated into the CCM:

- ⊗ Patient Safety (in Health System);
- ⊗ Cultural competency (in Delivery System Design);
- ⊗ Care coordination (in Health System and Clinical Information Systems)
- ⊗ Community policies (in Community Resources and Policies); and
- ⊗ Case management (in Delivery System Design).

The Model element pages have been redesigned to reflect these updates. Each page describes the overall strategy for each element, and the health system change concepts necessary to achieve improvement in that component. The refinements have been emphasized in bold typeface for ready identification.

Health System

Create a culture, organization and mechanisms that promote safe, high quality care

- ⊗ Visibly support improvement at all levels of the organization, beginning with the senior leader
- ⊗ Promote effective improvement strategies aimed at comprehensive system change
- ⊗ Encourage open and systematic handling of errors and quality problems to improve care
- ⊗ Provide incentives based on quality of care
- ⊗ Develop agreements that facilitate care coordination within and across organizations

A system seeking to improve chronic illness care must be motivated and prepared for change throughout the organization. Senior leadership must identify care improvement as important work, and translate it into clear improvement goals and policies that are addressed through application of effective improvement strategies, including use of incentives, that encourage comprehensive system change. Effective organizations try to prevent errors and care problems by reporting and studying mistakes and making appropriate changes to their systems. Breakdowns in communication and care coordination can be prevented through agreements that facilitate communication and data-sharing as patients navigate across settings and providers.

Delivery System Design

Assure the delivery of effective, efficient clinical care and self-management support

- ⊗ Define roles and distribute tasks among team members

- ⊗ Use planned interactions to support evidence-based care
- ⊗ Provide clinical case management services for complex patients
- ⊗ Ensure regular follow-up by the care team
- ⊗ Give care that patients understand and that fits with their cultural background

Improving the health of people with chronic illness requires transforming a system that is essentially reactive - responding mainly when a person is sick - to one that is proactive and focused on keeping a person as healthy as possible. That requires not only determining what care is needed, but spelling out roles and tasks for ensuring the patient gets care using structured, planned interactions. And it requires making follow-up a part of standard procedure, so patients aren't left on their own once they leave the doctor's office. 5,6,7 More complex patients may need more intensive management (care or case management) for a period of time to optimize clinic care and self-management. Health literacy and cultural sensitivity are two important emerging concepts in health care. Providers are increasingly being called upon to respond effectively to the diverse cultural and linguistic needs of patients.

Decision Support

Promote clinical care that is consistent with scientific evidence and patient preferences

- ⊗ Embed evidence-based guidelines into daily clinical practice
- ⊗ Share evidence-based guidelines and information with patients to encourage their participation
- ⊗ Use proven provider education methods
- ⊗ Integrate specialist expertise and primary care

Treatment decisions need to be based on explicit, proven guidelines supported by clinical research. Guidelines should also be discussed with patients, so they can understand the principles behind their care. Those who make treatment decisions need ongoing training to stay up-to-date on the latest evidence, using new models of provider education that improve upon traditional continuing medical education. To change practice, guidelines must be integrated through timely reminders, feedback, standing orders and other methods that increase their visibility at the time that clinical decisions are made. The involvement of supportive specialists in the primary care of more complex patients is an important educational modality.

Clinical Information Systems

Organize patient and population data to facilitate efficient and effective care

- ⊗ Provide timely reminders for providers and patients

- ⊗ Identify relevant subpopulations for proactive care
- ⊗ Facilitate individual patient care planning
- ⊗ Share information with patients and providers to coordinate care
- ⊗ Monitor performance of practice team and care system

Effective chronic illness care is virtually impossible without information systems that assure ready access to key data on individual patients as well as populations of patients. 11, 12 A comprehensive clinical information system can enhance the care of individual patients by providing timely reminders for needed services, with the summarized data helping to track and plan care. At the practice population level, an information system can identify groups of patients needing additional care as well as facilitate performance monitoring and quality improvement efforts.

Self-Management Support

Empower and prepare patients to manage their health and health care

- ⊗ Emphasize the patient's central role in managing their health
- ⊗ Use effective self-management support strategies that include assessment, goal-setting, action planning, problem-solving and follow-up
- ⊗ Organize internal and community resources to provide ongoing self-management support to patients

All patients with chronic illness make decisions and engage in behaviors that affect their health (self-management). Disease control and outcomes depend to a significant degree on the effectiveness of self-management.

Effective self-management support means more than telling patients what to do. It means acknowledging the patients' central role in their care, one that fosters a sense of responsibility for their own health. It includes the use of proven programs that provide basic information, emotional support, and strategies for living with chronic illness. Self-management support can't begin and end with a class. Using a collaborative approach, providers and patients work together to define problems, set priorities, establish goals, create treatment plans and solve problems along the way.⁹

The Community

Mobilize community resources to meet needs of patients

- ⊗ Encourage patients to participate in effective community programs

- ☉ Form partnerships with community organizations to support and develop interventions that fill gaps in needed services
- ☉ Advocate for policies to improve patient care

By looking outside of itself, the health care system can enhance care for its patients and avoid duplicating effort. Community programs can support or expand a health system's care for chronically ill patients, but systems often don't make the most of such resources. A health system might form a partnership with a local senior center that provides exercise classes as an option for elderly patients. State departments of health and other agencies often have a wealth of helpful material available for the asking - wallet cards with tips for controlling diabetes, for example. National patient organizations such as the American Diabetes Association can help by promoting self-help strategies.

Local and state health policies, insurance benefits, civil rights laws for persons with disabilities, and other health-related regulations also play a critical role in chronic illness care. Advocacy by medical organizations on behalf of their patients can make a difference.

Footnotes

1. Partnership for Solutions: Johns Hopkins University, Baltimore, MD for the Robert Wood Johnson Foundation (September 2004 Update). "Chronic Conditions: Making the Case for Ongoing Care"
2. D.H. Stockwell, S. Madhavan, H. Cohen, G. Gibson and M.H. Alderman, "The determinants of hypertension awareness, treatment, and control in an insured population", *American Journal of Public Health* 84 (1994): 1768-1774
3. S.J. Kenny et al., "Survey of physician practice behaviors related to diabetes mellitus in the U.S.: Physician adherence to consensus recommendations", *Diabetes Care* 16 (1993): 1507-1510
4. J.M. Perrin, Homer CJ, Berwick DM, Woolf AD, Freeman JL, Wennberg JE. "Variations in rates of hospitalization of children in three urban communities", *New England Journal of Medicine* 320: 1183-1187
5. E.H. Wagner, B.T. Austin and M. Von Korff, "Improving outcomes in chronic illness", *Managed Care Quarterly* 4 (1996): (2) 12-25
6. E.H. Wagner, B.T. Austin and M. Von Korff, "Organizing care for patients with chronic illness", *Milbank Quarterly* 74 (1996): 511-544
7. E. Calkins, C. Boulton, E.H. Wagner and J. Pacala, "New Ways to Care for Older People: Building Systems Based on Evidence", New York: Springer; (1999)
8. D.K. McCulloch, M.J. Price, M. Hindmarsh and E.H. Wagner, "A population-based approach

- to diabetes management in a primary care setting: early results and lessons learned”, *Effective Clinical Practice* (1998):12-22
9. M. Von Korff, J. Gruman, J.K. Schaefer, S.J. Curry and E.H. Wagner, “Collaborative management of chronic illness”, *Annals of Internal Medicine* 127 (1997): 1097-1102
 10. W. Katon, M. Von Korff, E. Lin, E. Walker, G.E. Simon, T. Bush, P. Robinson and J. Russo, “Collaborative management to achieve treatment guidelines”, *Journal of the American Medical Association* 273 (1995): 1026-1031
 11. M.R. Greenlick, “The emergence of population-based medicine”, *HMO Practice* 9 (1995): 120-122
 12. E.H. Wagner, “Population-based management of diabetes care,” *Patient Education and Counseling* 16 (1995): 225-230
 13. E.H. Wagner, C. Davis, J. Schaefer, M. Von Korff, B. Austin, “A survey of leading chronic disease management programs: are they consistent with the literature?”, *Managed Care Quarterly* 7 (1999): (3) 56-66
 14. Narayan KM, Boyle JP, Geiss LS, Saaddine JB, Thompson TJ. “Impact of Recent Increase in Incidence on Future Diabetes Burden, U.S., 2005-2050”. *Diabetes Care*, 2006, 29 (9), 2114-2116

EXCERPTS FROM *Patient-Centered Care: Antecedents, Triggers, and Mediators*

Chapter 8, Textbook of Functional Medicine

By Leo Galland, MD

The goal of person-centered diagnosis is to enable healers to develop individualized treatment plans that are based upon an understanding of the physiological, environmental, and psychosocial contexts within which each person's illnesses or dysfunctions occur.... you must start by eliciting all of the patient's concerns. In actively listening to the patient's story, you attempt to discover the **antecedents**, **triggers** and **mediators** that underlie symptoms, signs, illness behaviors, and demonstrable pathology. Functional medicine is based upon treatment that is collaborative, flexible, and focused on the control or reversal of each person's individual antecedents, triggers and mediators, rather than the treatment of disease entities.

It is the functional medicine practitioner's job to know not just the ailments or their diagnoses, but the physical and social environment in which sickness occurs, the dietary habits of the person who is sick (present diet and pre-illness diet), his beliefs about the illness, the impact of illness on social and psychological function, factors that aggravate or ameliorate symptoms, and factors that predispose to illness or facilitate recovery. This information is necessary for establishing a functional treatment plan.

What modern science has taught us about the genesis of disease can be represented by three words: triggers, mediators, and antecedents. Triggers are discrete entities or events that provoke disease or its symptoms. Microbes are an example. The greatest scientific discovery of the 19th century was the microbial etiology of the major epidemic diseases. Triggers are usually insufficient in and of themselves for disease formation, however. Host response is an essential component.

Identifying the biochemical mediators that underlie host responses was the most productive field of biomedical research during the second half of the 20th century. Mediators, as the word implies, do not "cause" disease. They are intermediaries that contribute to the manifestations of disease. Antecedents are factors that predispose to acute or chronic illness. For a person who is ill, they form the illness diathesis. From the perspective of prevention, they are risk factors. Knowledge of antecedents has provided a rational structure for the organization of preventive medicine and public health.

Medical genomics seeks to better understand disease by identifying the phenotypic expression of disease-related genes and their products. The application of genomic science to clinical medicine requires the integration of antecedents (genes and the factors controlling their expression) with mediators (the downstream products of gene activation). Mediators, triggers, and antecedents are not only key biomedical concepts, they are also important psychosocial concepts. In person-centered diagnosis, the mediators, triggers, and antecedents for each person's illness form the focus of clinical investigation.

Antecedents and the Origins of Illness

Understanding the antecedents of illness helps the physician understand the unique characteristics of each patient as they relate to his or her current health status. Antecedents may be thought of as congenital or developmental. The most important congenital factor is gender: women and men differ markedly in susceptibility to many disorders. The most important developmental factor is age; what ails children is rarely the same as what ails the elderly. Beyond these obvious factors lies a diversity as complex as the genetic differences and separate life experiences that distinguish one person from another.

Triggers and the Provocation of Illness

A trigger is anything that initiates an acute illness or the emergence of symptoms. The distinction between a trigger and a precipitating event is relative, not absolute; the distinction helps organize the patient's story. As a general rule, triggers only provoke illness as long as the person is exposed to them (or for a short while afterward), whereas a precipitating event initiates a change in health status that persists long after the exposure ends.

Common triggers include physical or psychic trauma, microbes, drugs, allergens, foods (or even the act of eating or drinking), environmental toxins, temperature change, stressful life events, adverse social interactions, and powerful memories. For some conditions, the trigger is such an essential part of our concept of the disease that the two cannot be separated; the disease is either named after the trigger (e.g., “Strep throat”) or the absence of the trigger negates the diagnosis (e.g., concussion cannot occur without head trauma). For chronic ailments like asthma, arthritis, or migraine headaches, multiple interacting triggers may be present. All triggers, however, exert their effects through the activation of host-derived mediators. In closed-head trauma, for example, activation of NMDA receptors, induction of nitric oxide synthase (iNOS), and liberation of free intra-neuronal calcium determine the late effects. Intravenous magnesium at the time of trauma attenuates severity by altering the mediator response.^{1,2} Sensitivity to different triggers often varies among persons with similar ailments. A prime task of the functional practitioner is to help patients identify important triggers for their ailments and develop strategies for eliminating them or diminishing their virulence.

Mediators and the Formation of Illness

A mediator is anything that produces symptoms, damage to tissues of the body, or the types of behaviors associated with being sick. Mediators vary in form and substance. They may be biochemical (like prostanooids and cytokines), ionic (like hydrogen ions), social (like reinforcement for staying ill), psychological (like fear), or cultural (like beliefs about the nature of illness). A list of common mediators is presented in Table 8.1. Illness in any single person usually involves multiple interacting mediators. Biochemical, psychosocial, and cultural mediators interact continuously in the formation of illness.

¹Cernak I, Savic VJ, Kotur J, et al. Characterization of plasma magnesium concentration and oxidative stress following graded traumatic brain injury in humans. *J Neurotrauma*. 2000;17(1):53-68.

²Vink R, Nimmo AJ, Cernak I. An overview of new and novel pharmacotherapies for use in traumatic brain injury. *Clin Exp Pharmacol Physiol*. 2001;28(11):919-921.

Table 8.1 Common Illness Mediators**Biochemical Hormones**

- Neurotransmitters
- Neuropeptides
- Cytokines
- Free radicals
- Transcription factors

Subatomic

- Ions
- Electrons
- Electrical and magnetic fields

Cognitive/emotional

- Fear of pain or loss
- Feelings or personal beliefs about illness
- Poor self-esteem, low perceived self-efficacy
- Learned helplessness
- Lack of relevant health information

Social/cultural

- Reinforcement for staying sick
- Behavioral conditioning
- Lack of resources due to social isolation or poverty
- The nature of the sick role and the doctor/patient relationship
- Sample Form used by Functional Medicine Practitioners to Enhance Pattern Recognition

21ST CENTURY MEDICINE:

A New Model for Medical Education and Practice

PATTERN RECOGNITION: ULCERATIVE COLITIS		
Immune Surveillance		Practitioner's Notes
1	<input type="checkbox"/>	Breastfed How long?
2	<input type="checkbox"/>	Vaccinated Adverse reactions?
3	<input type="checkbox"/>	Skin rashes
	<input type="checkbox"/>	Reaction to contact with significant redness (dermatographia)?
4	<input type="checkbox"/>	Joint swelling, redness
5	<input type="checkbox"/>	Dry mouth, lack of salivation
6	<input type="checkbox"/>	Dry eyes
7	<input type="checkbox"/>	Migraines Triggered by foods _____ odors _____
8	<input type="checkbox"/>	Cravings Fatigue after eating certain foods?
9	<input type="checkbox"/>	Illness, dysfunction after flu-like or GI flu illness
10	<input type="checkbox"/>	Neurological symptoms that developed slowly over the course of a day and then resolved after several weeks to months, clearing slowly <input type="checkbox"/> Change in vision <input type="checkbox"/> Coordination <input type="checkbox"/> Numbness <input type="checkbox"/> Cognitive problems
11	<input type="checkbox"/>	Family history of autoimmune disease
12	<input type="checkbox"/>	Multiple infections
13	<input type="checkbox"/>	Non-specific increased mucus / allergic symptoms
14	<input type="checkbox"/>	Fatigue
15	<input type="checkbox"/>	Other:

PATTERN RECOGNITION: ULCERATIVE COLITIS			
Inflammatory Process			Practitioner's Notes
1	<input type="checkbox"/>	Swelling <input type="checkbox"/> Diffuse (edema) <input type="checkbox"/> Localized (angioedema, papules, urticaria)	
2	<input type="checkbox"/>	Erthema (hyperemia, rashes, erysipelas)	
3	<input type="checkbox"/>	Heat <input type="checkbox"/> systemic (fever) <input type="checkbox"/> localized (warmth)	
4	<input type="checkbox"/>	Pain (arthralgias, neuralgias, cramping)	
5	<input type="checkbox"/>	Irritation (pruritis, sneezing, etc.)	
6	<input type="checkbox"/>	Loss of function <input type="checkbox"/> Associated with pain or scarring <input type="checkbox"/> Cognitive impairment (neurodegeneration)	
7	<input type="checkbox"/>	Excessive mucus or fluid production (includes bronchospasm, diarrhea, etc.)	
8	<input type="checkbox"/>	Inflammatory markers <input type="checkbox"/> Elevated CRP, ESR, WBC (microscopic or gross purulence) <input type="checkbox"/> thrombocytosis <input type="checkbox"/> fibrinogen <input type="checkbox"/> inflammatory cytokines (IL-1, IL-6, TNF alpha), <input type="checkbox"/> decreased complement split products, <input type="checkbox"/> homocysteine <input type="checkbox"/> lipoprotein A2 (PLAC) <input type="checkbox"/> calprotectin (fecal or serum)	
9	<input type="checkbox"/>	Autoantibodies (ANA, RF) or elevated immunoglobulins (abnormal SPEP, tissue transglutaminase IgG, etc.	
10	<input type="checkbox"/>	Elevated free radical markers (lipid peroxides, F2 isoprostanes, 8-OH-d-G)	
11	<input type="checkbox"/>	Hypercoagulability	
12	<input type="checkbox"/>	Other:	

21ST CENTURY MEDICINE:

A New Model for Medical Education and Practice

PATTERN RECOGNITION: ULCERATIVE COLITIS		
Digestion, Absorption, Barrier Integrity		Practitioner's Notes
1	<input type="checkbox"/> Symptoms that arise around eating	
2	<input type="checkbox"/> Chew your food thoroughly and eat slowly or <input type="checkbox"/> Eat quickly or on the run	
3	<input type="checkbox"/> Problems with saliva, such as dry mouth or drooling?	
4	<input type="checkbox"/> Experience early satiety, fullness with small portions <input type="checkbox"/> Consistent discomfort after eating a typical meal	
5	<input type="checkbox"/> Frequent nausea Triggered by:_____	
6	<input type="checkbox"/> Gas or bloating	
7	<input type="checkbox"/> Burping, belching, gurgling, rumbling	
8	<input type="checkbox"/> Diagnosed with reflux disease (GERD)? Medication_____ x day, week	
9	<input type="checkbox"/> Diagnosed with peptic ulcers Antacids_____ x day, week	
10	<input type="checkbox"/> Tend toward either diarrhea (loose stools) or constipation? If so, which is more typical? Bowel movements_____ x day, week	
11	<input type="checkbox"/> Stool consistency varies_____ If so, which is more typical? Bowel movements_____ x day / week	
12	<input type="checkbox"/> Ever sweat intensely after eating certain foods or after meals?	
13	<input type="checkbox"/> Camp, raft or spend time in wilderness areas and if so, do you drink stream water?	
14	<input type="checkbox"/> Live with pets? If so, have they had gastrointestinal infections?	
15	<input type="checkbox"/> Other:	

PATTERN RECOGNITION: ULCERATIVE COLITIS		
Detoxification and Biotransformation		Practitioner's Notes
1	<input type="checkbox"/> Smoke_____ how much x day / week_____ <input type="checkbox"/> Exposed regularly to secondhand smoke	
2	<input type="checkbox"/> Mercury amalgam fillings	
3	<input type="checkbox"/> Live or work in a densely populated area or near an industrial plant	
4	<input type="checkbox"/> Use of pesticides, herbicides, insecticides in the home or garden <input type="checkbox"/>	
5	<input type="checkbox"/> Use of chemical preparations at work or as hobby	
6	<input type="checkbox"/> Breathe toxic elements in the air, fumes or other petrochemicals	
7	<input type="checkbox"/> Symptoms (fatigue, headaches, nausea) upon exposure to various chemicals (such as perfume, smoke, diesel or gas fumes, etc.)	
8	<input type="checkbox"/> Eat fish three times a week or more	
9	<input type="checkbox"/> Prone to problems taking most medications (overly sensitive to most medication and experience numerous side effects)	
10	<input type="checkbox"/> React quickly to dental anesthetics <input type="checkbox"/> Require repeated administration of anesthetic <input type="checkbox"/> Numbness of one shot lasts a long time	
11	<input type="checkbox"/> Other:	

21ST CENTURY MEDICINE:

A New Model for Medical Education and Practice

PATTERN RECOGNITION: ULCERATIVE COLITIS		
Oxidative/Reductive		Practitioner's Notes
1	<input type="checkbox"/>	Smoke_____ how much x day / week_____ Exposed regularly to secondhand smoke
2	<input type="checkbox"/>	Has chronic inflammatory condition or an autoimmune disease
3	<input type="checkbox"/>	Exercise intolerance
4	<input type="checkbox"/>	Easily fatigued
5	<input type="checkbox"/>	Regularly feels 'foggy headed' or mentally fatigued for no apparent reason
6	<input type="checkbox"/>	Live or work in a densely populated area or near an industrial plant
7	<input type="checkbox"/>	Use of pesticides, herbicides, insecticides in the home or garden
8	<input type="checkbox"/>	Breathe toxic elements in the air, fumes or other petrochemicals
9	<input type="checkbox"/>	Unpleasant or worrisome symptoms at higher altitudes
10	<input type="checkbox"/>	Radiation exposure <input type="checkbox"/> extensive medical radiation <input type="checkbox"/> environmental exposure
11	<input type="checkbox"/>	Fly regularly
12	<input type="checkbox"/>	Other:

PATTERN RECOGNITION: ULCERATIVE COLITIS		
Hormone, Neurotransmitter Regulation		Practitioner's Notes
1	<input type="checkbox"/> Sluggish and unable to get started <input type="checkbox"/> Agitated/anxious, difficulty slowing down, relax	
2	<input type="checkbox"/> Difficulty falling asleep <input type="checkbox"/> Awaken frequently during the night x _____ Typical reason for waking up _____	
3	<input type="checkbox"/> Change in metabolism, in weight or energy levels <input type="checkbox"/> Loss of stamina with weight gain <input type="checkbox"/> Increased nervousness with weight loss, or <input type="checkbox"/> A different combination of these problems	
4	<input type="checkbox"/> More likely to be calm in a crisis <input type="checkbox"/> Completely disheveled and agitated even in mildly stressful circumstances	
5	<input type="checkbox"/> Temperature intolerant: <input type="checkbox"/> More often colder than others <input type="checkbox"/> More often hotter than others <input type="checkbox"/> Variable sensitivity to temperature <input type="checkbox"/> Experience hot flashes	
6	<input type="checkbox"/> Heavy or irregular periods	
7	<input type="checkbox"/> Loss of libido <input type="checkbox"/> Erectile dysfunction <input type="checkbox"/> Inability to achieve orgasm	
8	<input type="checkbox"/> Memory loss or brain fog	
9	<input type="checkbox"/> Signs or insulin resistance/metabolic syndrome	
10	<input type="checkbox"/> Problems with mood or lability of emotional responses (rapid mood swings)	
11	<input type="checkbox"/> Emotionally stable <input type="checkbox"/> Emotionally labile	
12	<input type="checkbox"/> Other:	

21ST CENTURY MEDICINE:

A New Model for Medical Education and Practice

PATTERN RECOGNITION: ULCERATIVE COLITIS		
Psychological and Spiritual Equilibrium		Practitioner's Notes
1	<input type="checkbox"/> Feeling stressed <input type="checkbox"/> Problems with acute or chronic stress	
2	<input type="checkbox"/> Sadness, depression, emotional lability, anxiety as <input type="checkbox"/> current symptoms or <input type="checkbox"/> in the past <input type="checkbox"/> Mood disorders (current or past diagnosis)	
3	<input type="checkbox"/> Psychiatric diseases: thought disorders, character disorders, neuroses (as a current symptom as well as any history of). Symptoms as well as a formal diagnosis.	
4	<input type="checkbox"/> Addictions (food, alcohol, drugs, cigarettes)	
5	<input type="checkbox"/> Problems with body weight (over or under) or image: eating disorders	
6	<input type="checkbox"/> Self destructive behavior (defined by practitioner or patient)	
7	<input type="checkbox"/> History of trauma, abuse neglect	
8	<input type="checkbox"/> Chronic or serious illness or pain in patient, family or friend	
9	<input type="checkbox"/> Allergies to food/environment that create difficulties (serious issues avoiding allergens) in living	
10	<input type="checkbox"/> Grief, mourning, loss	
11	<input type="checkbox"/> Caregiver for a disable, sick or elderly person	
12	<input type="checkbox"/> Feeling unhappiness with life situation (job, family, friends)	
13	<input type="checkbox"/> Loss or meaning, faith	
14	<input type="checkbox"/> Lack or social support	
15	<input type="checkbox"/> Other:	

PATTERN RECOGNITION: ULCERATIVE COLITIS			
Structural Integrity			Practitioner's Notes
1	<input type="checkbox"/>	Joint pain	
2	<input type="checkbox"/>	Pain impacted by movement (better or worse)	
3	<input type="checkbox"/>	Pains that diminish as the day progresses, returning the next AM	
	<input type="checkbox"/>	Pains that increase as the day progresses, minimized the next AM	
4	<input type="checkbox"/>	Pains impacted by posture	
5	<input type="checkbox"/>	Pains impacted by repositioning the body (worse or better)	
6	<input type="checkbox"/>	Postural abnormalities (head anterior to shoulders, swayback, tilted head, elevated shoulder, hip sway with gait, awkward gait)	
7	<input type="checkbox"/>	Abnormal wear pattern of shoes	
8	<input type="checkbox"/>	Abnormal (awkward) gait patterns	
9	<input type="checkbox"/>	Stiffness in AM getting out of bed, relieved by a hot shower	
10	<input type="checkbox"/>	Other:	

STATEMENTS FROM HEALTHCARE PRACTITIONERS AFTER EXPERIENCING TRAINING IN FUNCTIONAL MEDICINE

Michael Caruso, MD, Loma Linda University

“After the second day [of Applying Functional Medicine in Clinical Practice] I couldn’t believe that I hadn’t heard of Functional Medicine sooner or that it isn’t taught in medical school – all the science is there!

“I think that Functional Medicine can be easily integrated in 4th year medical students PCM [Preventive and Community Medicine] rotation as a unifying theory to the various disciplines they are exposed to. The fundamentals of functional medicine - biochemical individuality, patient-centered medicine, the dynamic balance of internal and external factors, web-like interconnections of physiological factors, health as a positive vitality, and the promotion of organ reserve - can serve as a powerful pedagogical structure to bring order to a seemingly disorderly rotation.”

Natalie Gardiner, MD, Mt. Sinai Medical Center

“Throughout the course I thought to myself that this is a way that medicine SHOULD be practiced. I believe that FM is medicine of the 21st century.

“FM is science-based, holistic, personalized and aimed at the root of the problem and early prevention. The noble goal of FM is to make the nation healthier. The FM approach may be time and resource consuming initially, but the follow up visits will probably be not much longer than conventional encounters. Spending more time early on should prevent future illnesses and save a lot of time and money.

“On the more global level FM can be an answer to the burden of chronic disease in both developed and developing countries where it is becoming pervasive and should receive at least the same attention as fighting AIDS for instance.”

Meg Hayes, MD, Oregon Health & Science University

“As a member of our Residency Section and as Director of the Integrative Medicine Fellowship I am involved in curriculum development. The approaches that were introduced to me through the AFMCP [Applying Functional Medicine in Clinical Practice] conference will be fully integrated into the curriculum of our Integrative Medicine Fellowship, will be included as topic presentations to our students and residents, as well as taught and modeled by me in daily preceptor relationships with learners.”

James Leiber, DO, Lake Erie College of Osteopathic Medicine

“We are facing a crisis in our healthcare system’s ability to alter the fundamental course of chronic diseases. It is the way we live our lives that has resulted in the immense increase in degenerative and chronic diseases. Understanding the impact that the world around us has on the expression of our genes is a powerful new science that mandates a change in the way we think about disease.

“The scientific literature is abounding with information that demonstrates the need to understand and treat patients in a comprehensive and individualized way while understanding that the body functions as a whole-system not just isolated parts. We need clinical assessment models, diagnostic tests, new models of evidence based research protocols, medical education curricula, and patient education initiatives that revolve around a personalized, whole-systems approach. Chronic diseases are not just acute diseases that have gone on too long. They are complex, multifactorial processes that develop over time via an interaction of multiple factors resulting in multiple imbalances.

“Although all the answers are not yet available, there is certainly sufficient information right now to change the way we are practicing and currently educating healthcare providers. Assessment and treatment strategies need to be personalized and whole-systems based. The Functional Medicine model is a robust, flexible, and scientific approach that ties all of this information together and can be incorporated relatively comfortably into current medical education as a new way of looking at diseases. The Institute of Functional Medicine has been doing the footwork for this change for many years. Academic institutions now need funding help to develop pilot programs in medical and osteopathic schools as well as for post-graduate training to assist in the educational transition to this new model.”

Adam Perlman, MD, University of Medicine and Dentistry of New Jersey

“Overall, I see Functional Medicine as a way to re-ignite interest in primary care, allowing physicians and other healthcare providers to truly work with patients using one of the guiding principles of Medicine, treat the cause. It is also a part of the solution required to fix our broken healthcare system. We can no longer be a system that primarily waits for disease to happen and then treats it. We can no longer ignore the effects of environmental or other toxins on our health. For the impact of the functional medical approach to be fully realized, much must happen. Certainly training must be expanded into medical and allied health schools. In addition a Masters Degree in Functional Medicine should be developed for those that want to truly focus on this type of a medical approach. Research must be undertaken to show that the Functional Medicine approach is both effective and cost effective for many of the chronic diseases we routinely face as healthcare providers. If training can continue to grow, research undertaken and reimbursement changed to reward practitioners appropriately for taking the time required to use a functional matrix approach, Functional Medicine could be the prescription that our healthcare system needs.”

Mark Pettus, MD, University of Massachusetts

“The content and functional-matrix model is of course, an innovative distillation of many remarkable convergent sciences that one simply cannot access in traditional venues. ... As a major affiliate of The University of Massachusetts Medical School I regularly interface with students and residents and will be introducing FM concepts by way of lectures and clinical rotations.”

Rosa Schnyer, DAOM, University of Texas

“A series of introductory mailings I received while working at the Osher Research Center, Harvard Medical School introduced me to Functional Medicine. The clarity of a vision grounded in biomedicine, yet in line with my own clinical experience of many years was exciting, inspiring and impressive. The Functional Medicine framework is not only a cohesive, effective model on its own; it also provides a dynamic system on which to reference the scientific exploration of many traditional systems of care, such as Chinese medicine. Functional Medicine effectively expands, for research purposes, the current biopsychosocial model to include a patient-centered, process-focused approach to clinical care. In addition, it provides a cohesive matrix to integrate many CAM therapies into the care of chronically ill patients.

“Functional Medicine and what I learned at AFMCP has already transformed my work in 3 very practical and fundamental ways: 1) it has enriched the clinical care of my patients; 2) it has provided the foundation on which to develop curricula for introductory CAM education of undergraduates in behavioral, social and medical sciences, and graduate pharmacy students; and 3) it has offered a complex and dynamic foundation on which to develop an integrative East-West clinical framework that I can share with my Chinese medicine colleagues.”

Leonard Smith, MD, University of Miami

“The addition of Functional Medicine will not only be cost effective, but inevitably produce better outcomes, and help decrease the excessive mortality and morbidity we now are experiencing from chronic overuse of pharmaceutical drugs. What’s more, Functional Medicine will also continue to gain recognition as a cornerstone of personalized preventative medicine, which will help decrease the burden on our overtaxed medical system of today.”

The statements made by these individuals do not necessarily reflect the opinions of their respective institutions.